



T.C. SAĞLIK BAKANLIĞI
HALK SAĞLIĞI GENEL MÜDÜRLÜĞÜ
Bulaşıcı Hastalıklar ve Erken Uyarı
Dairesi Başkanlığı

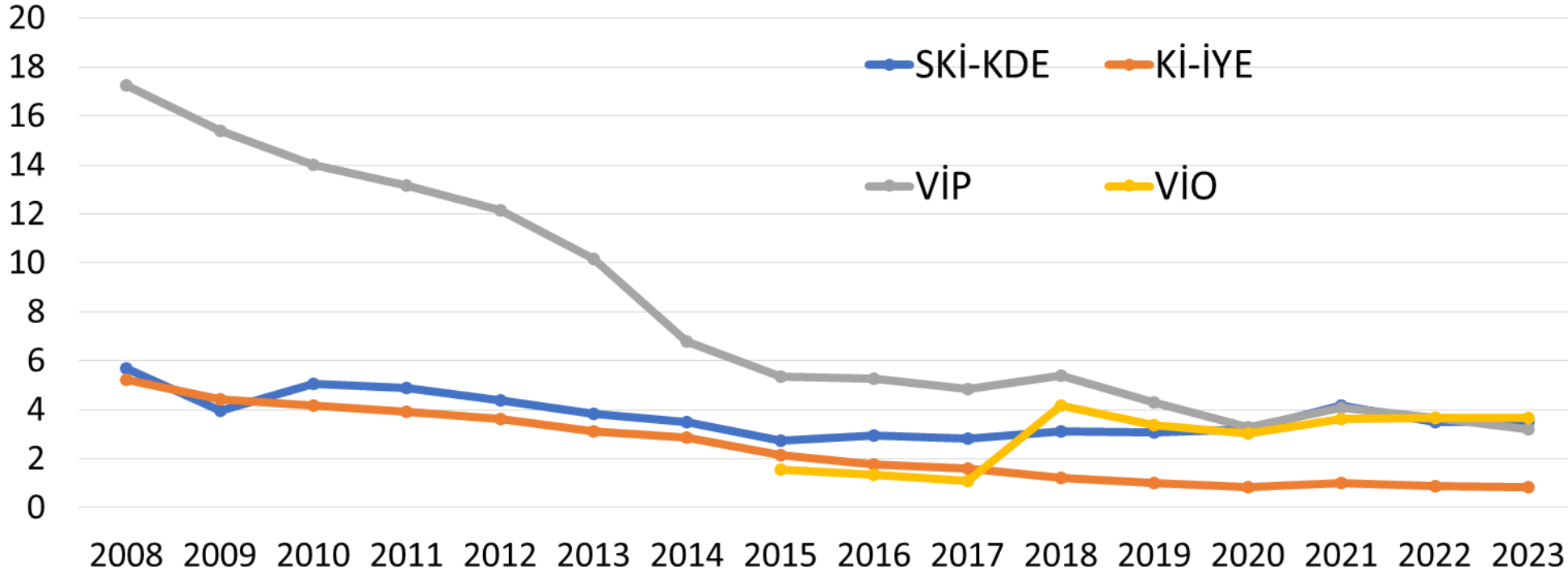
ULUSAL
SAĞLIK HİZMETİ İLİŞKİLİ ENFEKSİYONLAR
SÜRVEYANS AĞI (USHİESA)
VERİLERİ 2023

Sağlık Hizmeti İlişkili Enfeksiyonlar Birimi
enfeksiyon@saglik.gov.tr

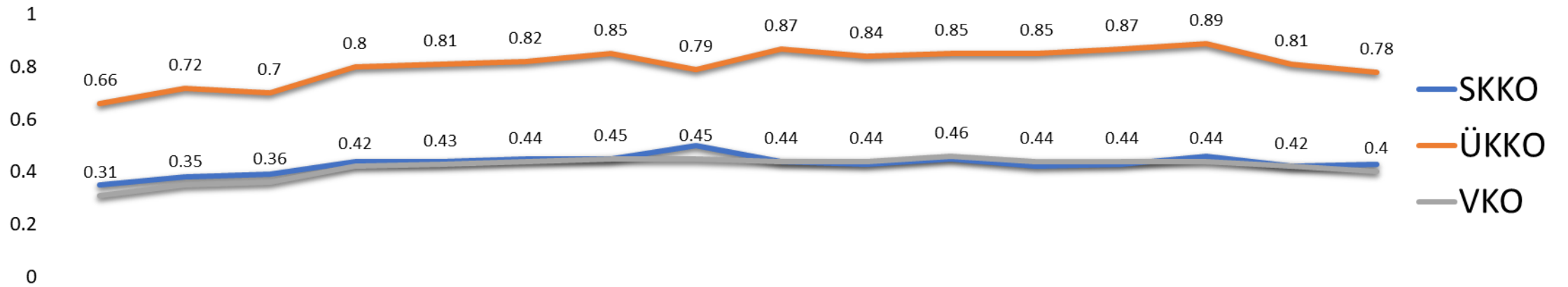
Haziran, 2024



YBÜ'LERDE İNVAZİV ARAÇ İLİŞKİLİ ENFEKSİYON HIZLARI

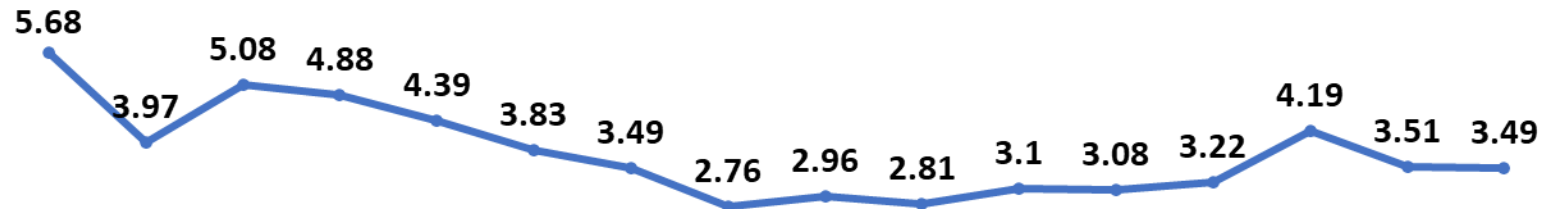


YBÜ'LERDE İNVAZİV ARAÇ KULLANIM ORANLARI



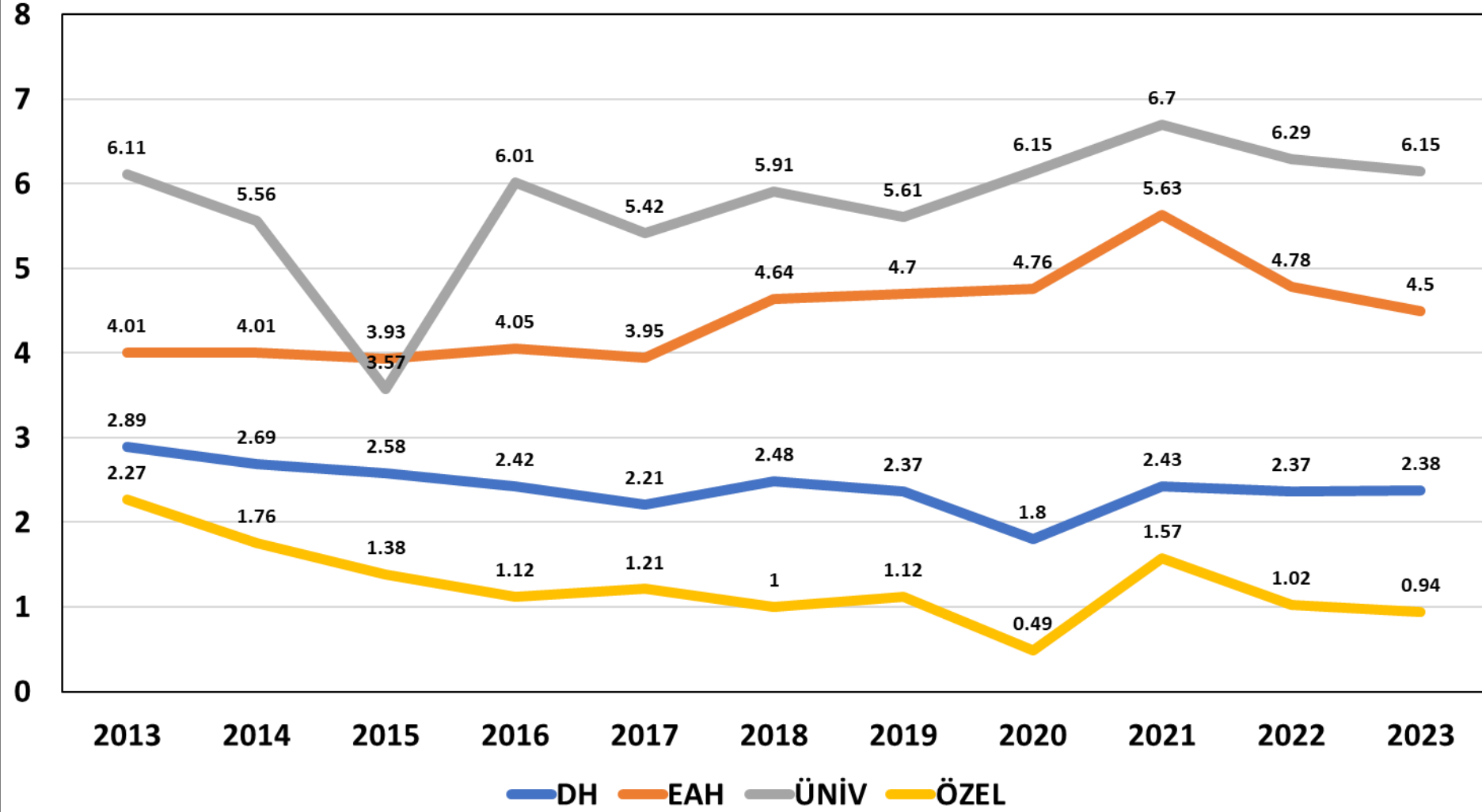


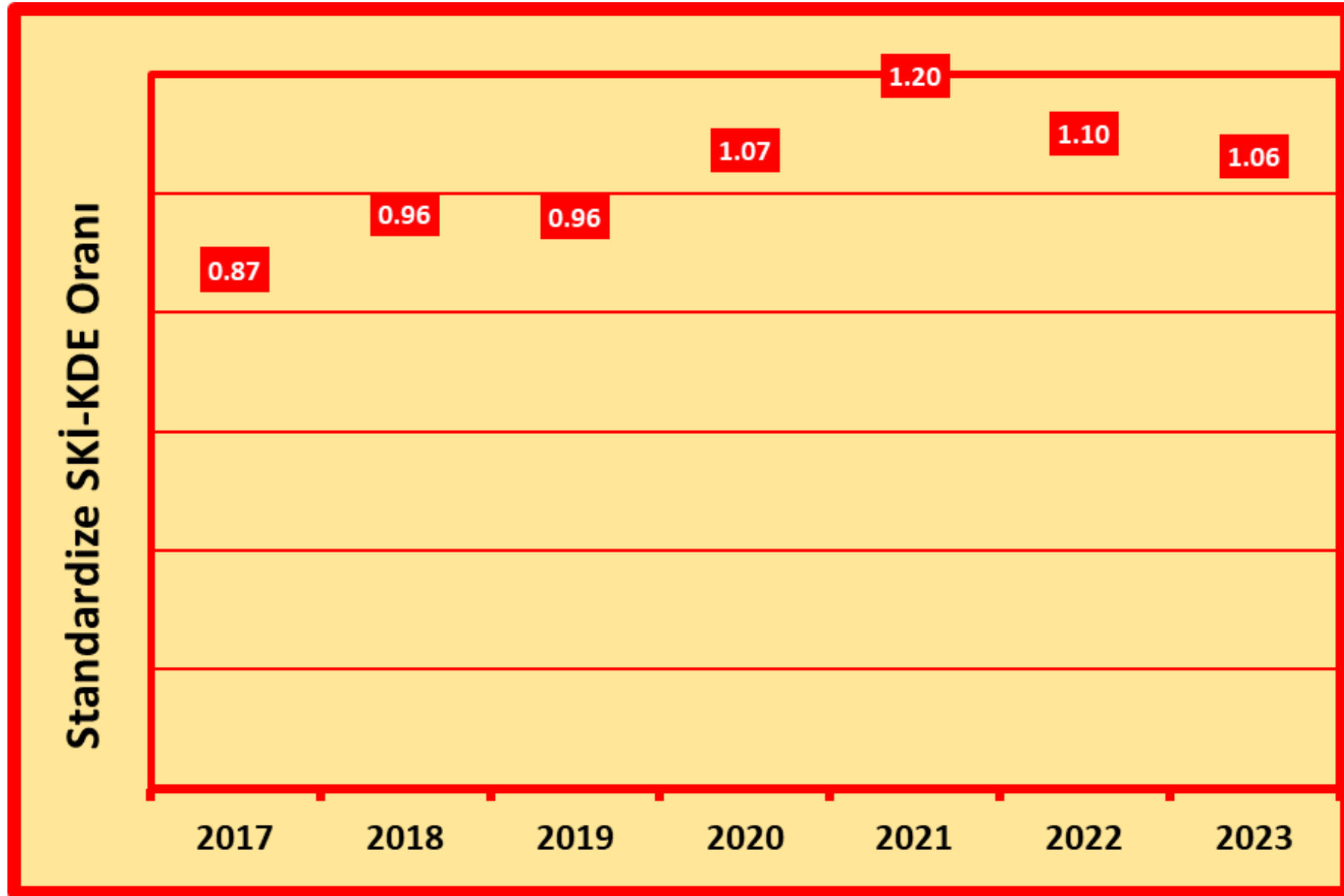
| YIL | SK Günü | SKİ-KDE Sayısı | Hız | %95 GA |
|------|---------|----------------|------|-----------|
| 2008 | 395400 | 2246 | 5,68 | 5,45-5,92 |
| 2009 | 576908 | 2290 | 3,97 | 3,81-4,13 |
| 2010 | 757261 | 3849 | 5,08 | 4,93-5,24 |
| 2011 | 976114 | 4764 | 4,88 | 4,74-5,02 |
| 2012 | 1113558 | 4885 | 4,39 | 4,26-4,51 |
| 2013 | 1288928 | 4934 | 3,83 | 3,72-3,94 |
| 2014 | 1355021 | 4727 | 3,49 | 3,39-3,59 |
| 2015 | 1912670 | 5274 | 2,76 | 2,69-2,83 |
| 2016 | 1766085 | 5234 | 2,96 | 2,88-3,04 |
| 2017 | 2133221 | 6002 | 2,81 | 2,74-2,88 |
| 2018 | 2221746 | 6879 | 3,10 | 3,00-3,17 |
| 2019 | 2384295 | 7384 | 3,08 | 3,01-3,15 |
| 2020 | 2417330 | 7780 | 3,22 | 3,15-3,29 |
| 2021 | 2595984 | 10879 | 4,19 | 4,11-4,27 |
| 2022 | 3224717 | 11304 | 3,51 | 3,44-3,57 |
| 2023 | 3582317 | 12497 | 3,49 | 3,43-3,55 |





SKİ-KDE

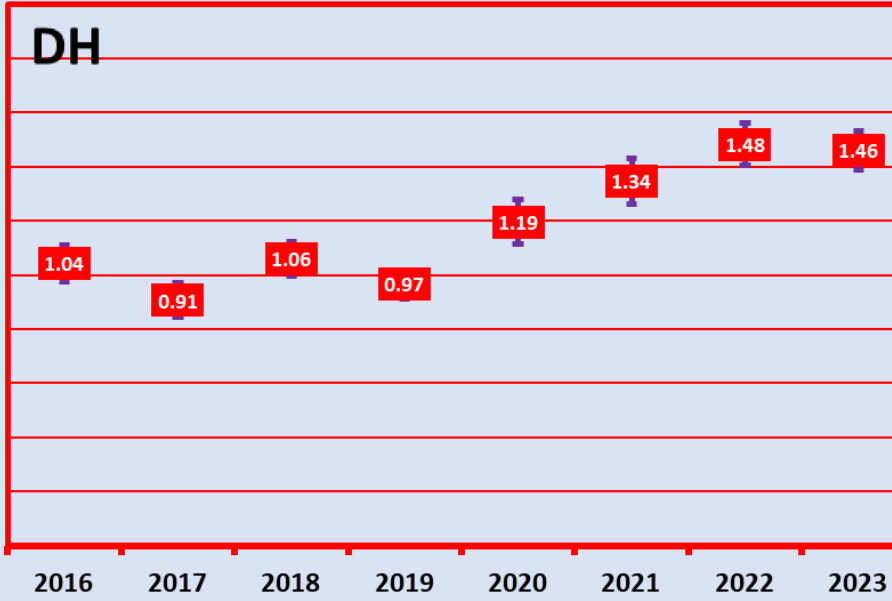






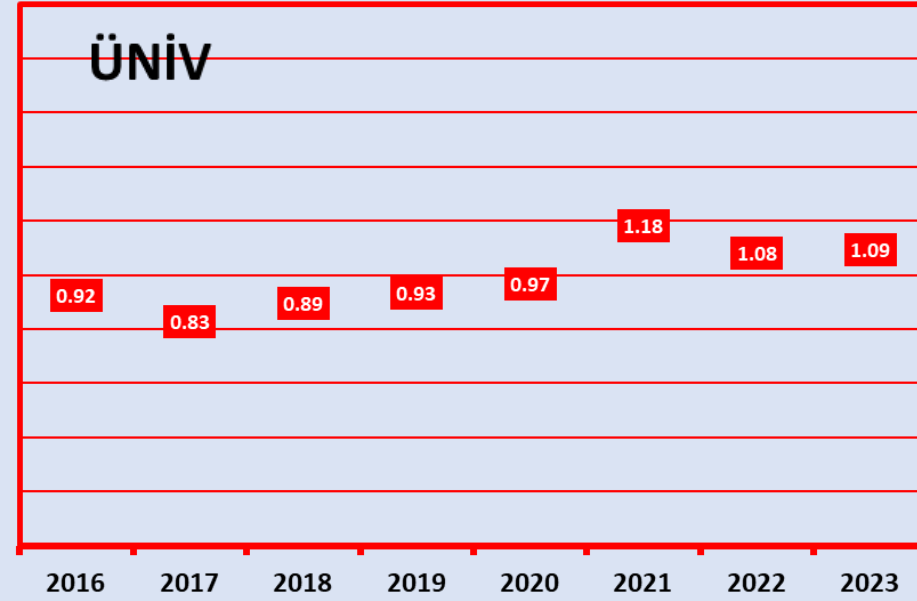
Standardize SKI-KDE Oranı

DH



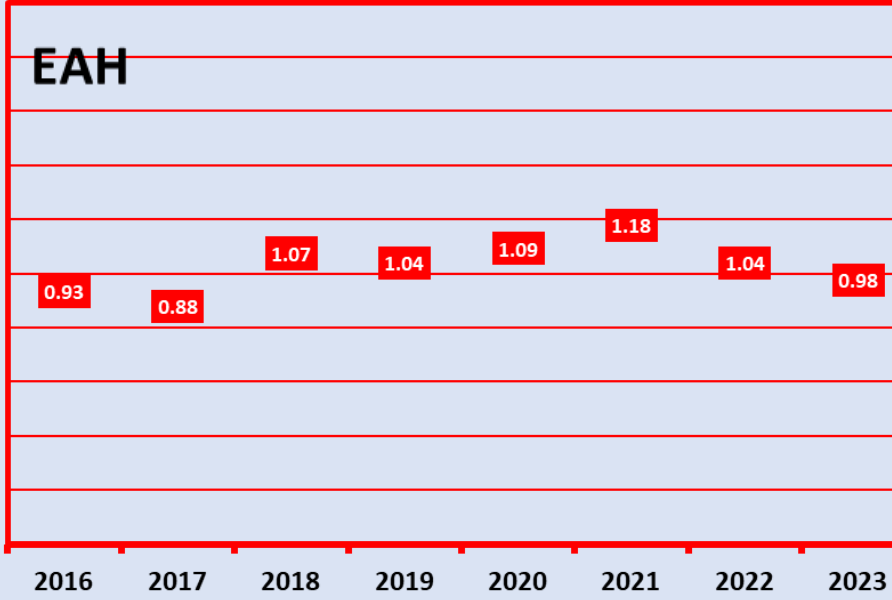
Standardize SKI-KDE Oranı

ÜNİV



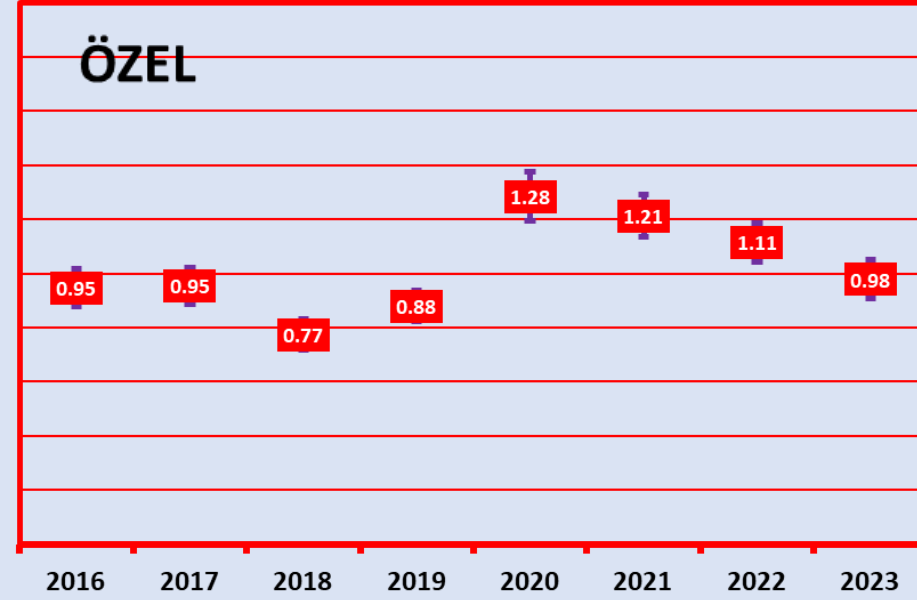
Standardize SKI-KDE Oranı

EAH



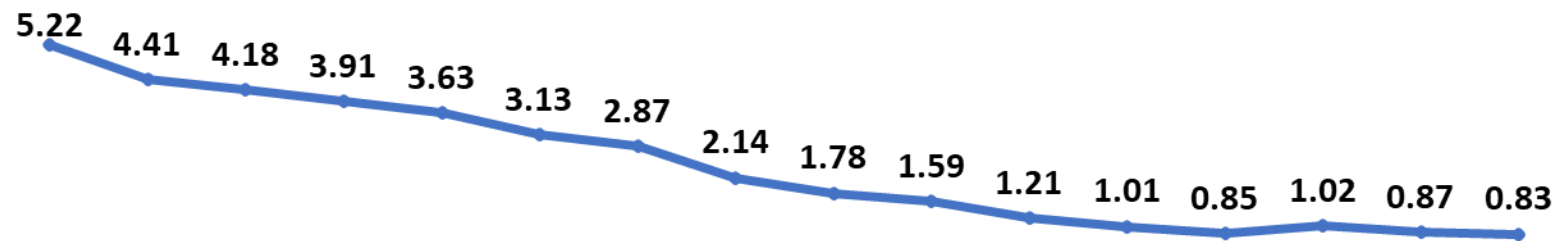
Standardize SKI-KDE Oranı

ÖZEL



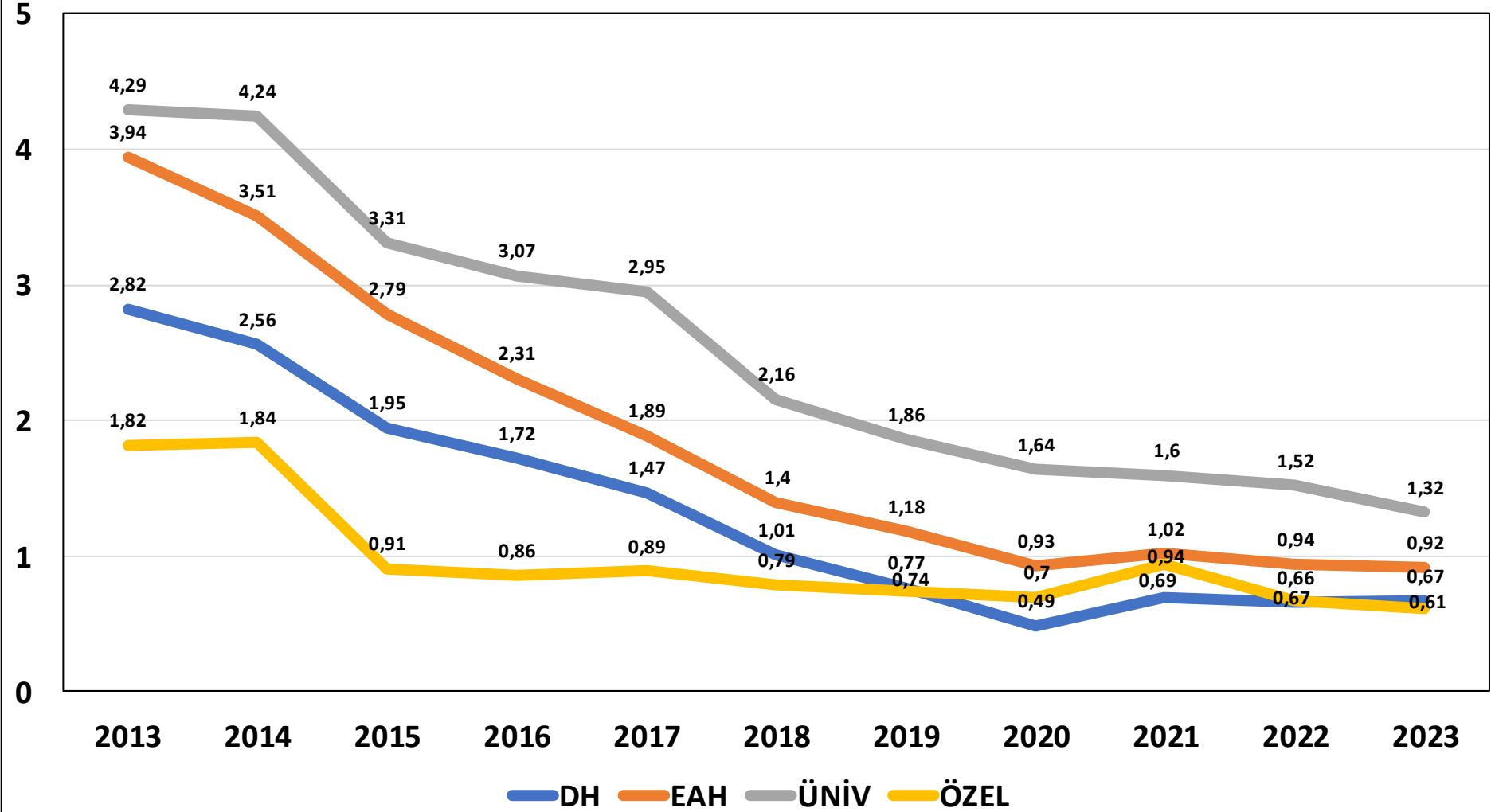


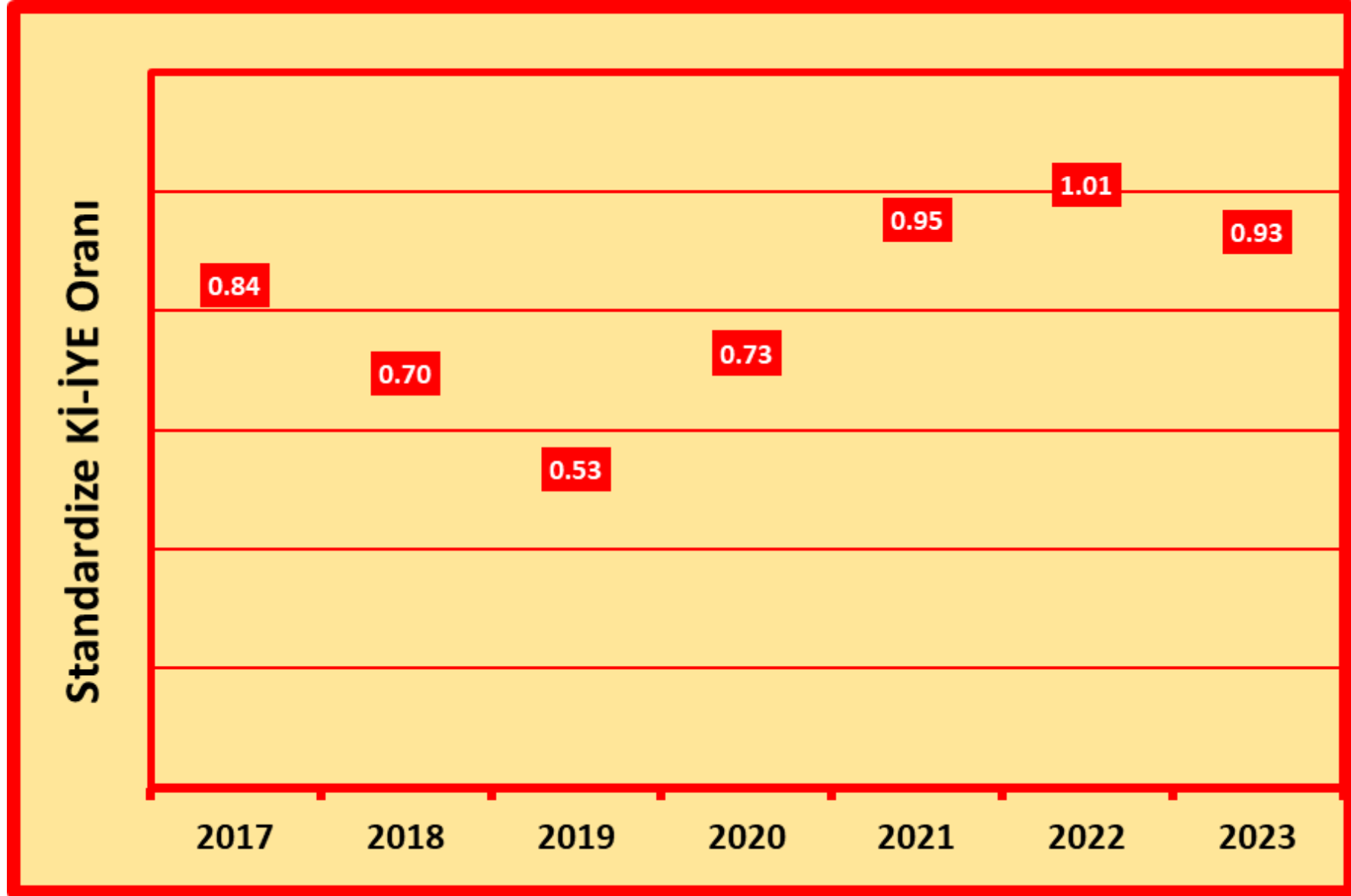
| YIL | ÜK Günü | Kİ-İYE Sayısı | Hız | %95 GA |
|------|---------|---------------|------|-----------|
| 2008 | 793650 | 4142 | 5,22 | 5,06-5,38 |
| 2009 | 1131361 | 4987 | 4,41 | 4,29-4,53 |
| 2010 | 1436102 | 6000 | 4,18 | 4,07-4,28 |
| 2011 | 1864434 | 7291 | 3,91 | 3,82-4,00 |
| 2012 | 2137053 | 7754 | 3,63 | 3,55-3,71 |
| 2013 | 2434070 | 7620 | 3,13 | 3,06-3,20 |
| 2014 | 2641387 | 7587 | 2,87 | 2,81-2,94 |
| 2015 | 3287090 | 7031 | 2,14 | 2,09-2,19 |
| 2016 | 3741549 | 6660 | 1,78 | 1,74-1,82 |
| 2017 | 4318254 | 6854 | 1,59 | 1,55-1,62 |
| 2018 | 4493361 | 5422 | 1,21 | 1,17-1,24 |
| 2019 | 4923068 | 4978 | 1,01 | 0,98-1,04 |
| 2020 | 5091422 | 4332 | 0,85 | 0,83-0,88 |
| 2021 | 5044817 | 5147 | 1,02 | 0,99-1,05 |
| 2022 | 6546346 | 5709 | 0,87 | 0,85-0,90 |
| 2023 | 6703176 | 5577 | 0,83 | 0,81-0,85 |





Kİ-İYE

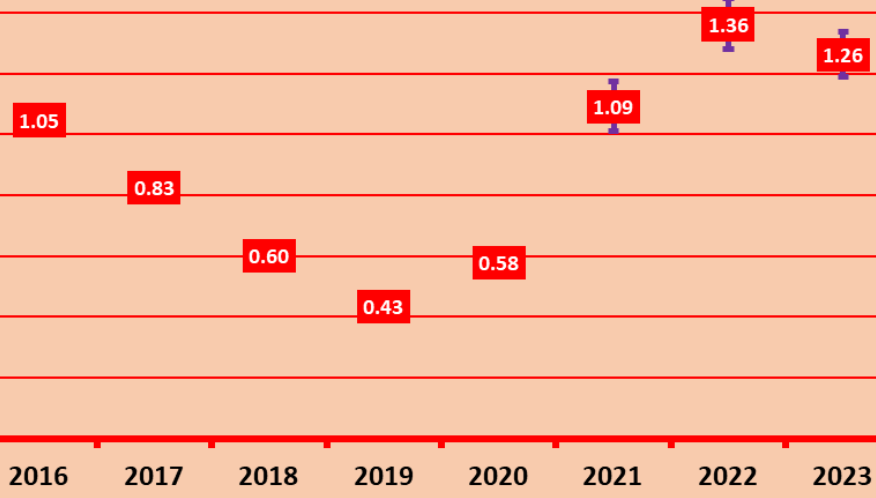






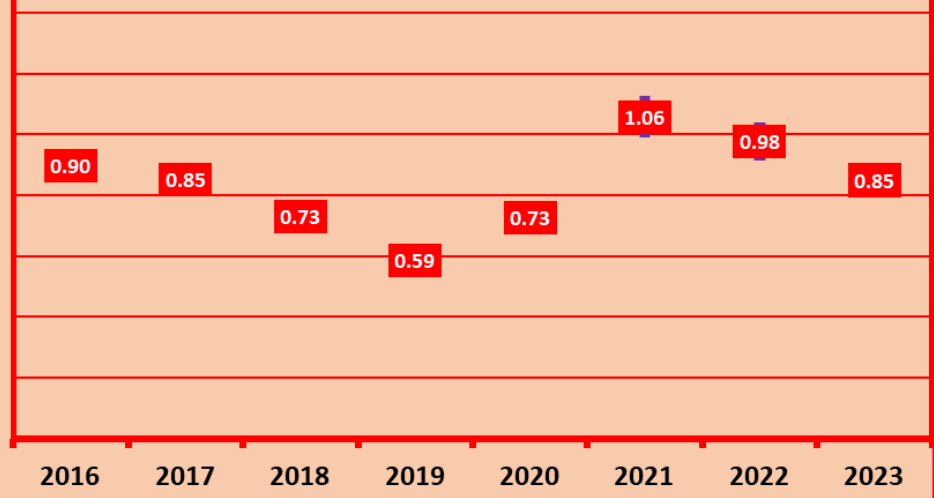
Standardize Ki-YE Oranı

DH



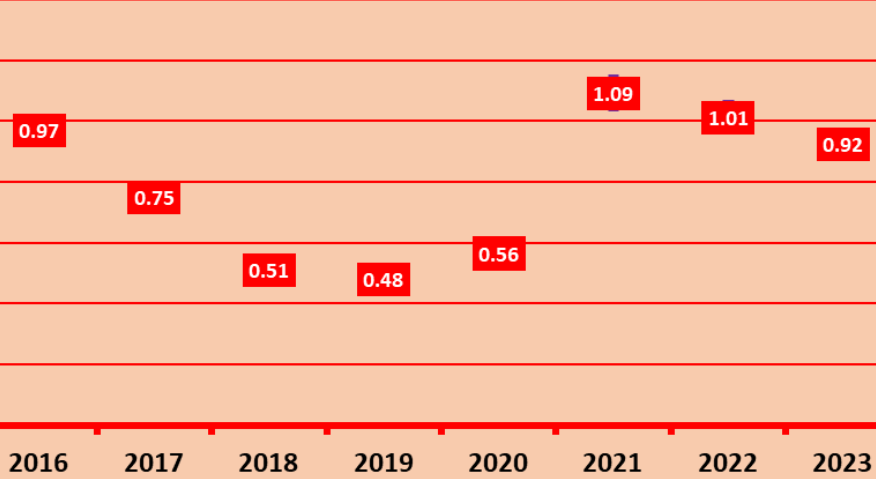
Standardize Ki-YE Oranı

ÜNİV



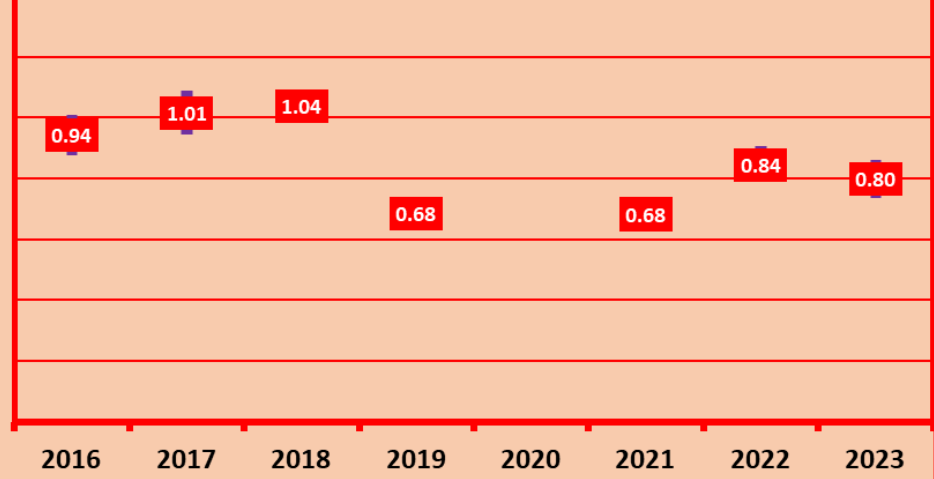
Standardize Ki-YE Oranı

EAH



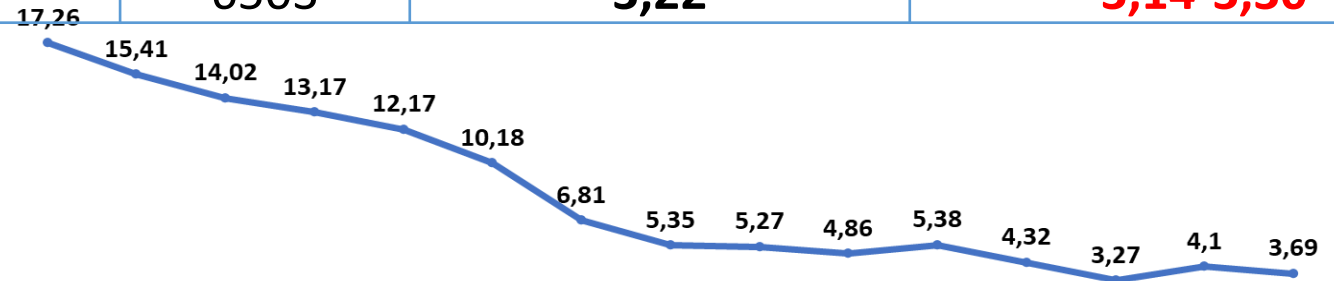
Standardize Ki-YE Oranı

ÖZEL



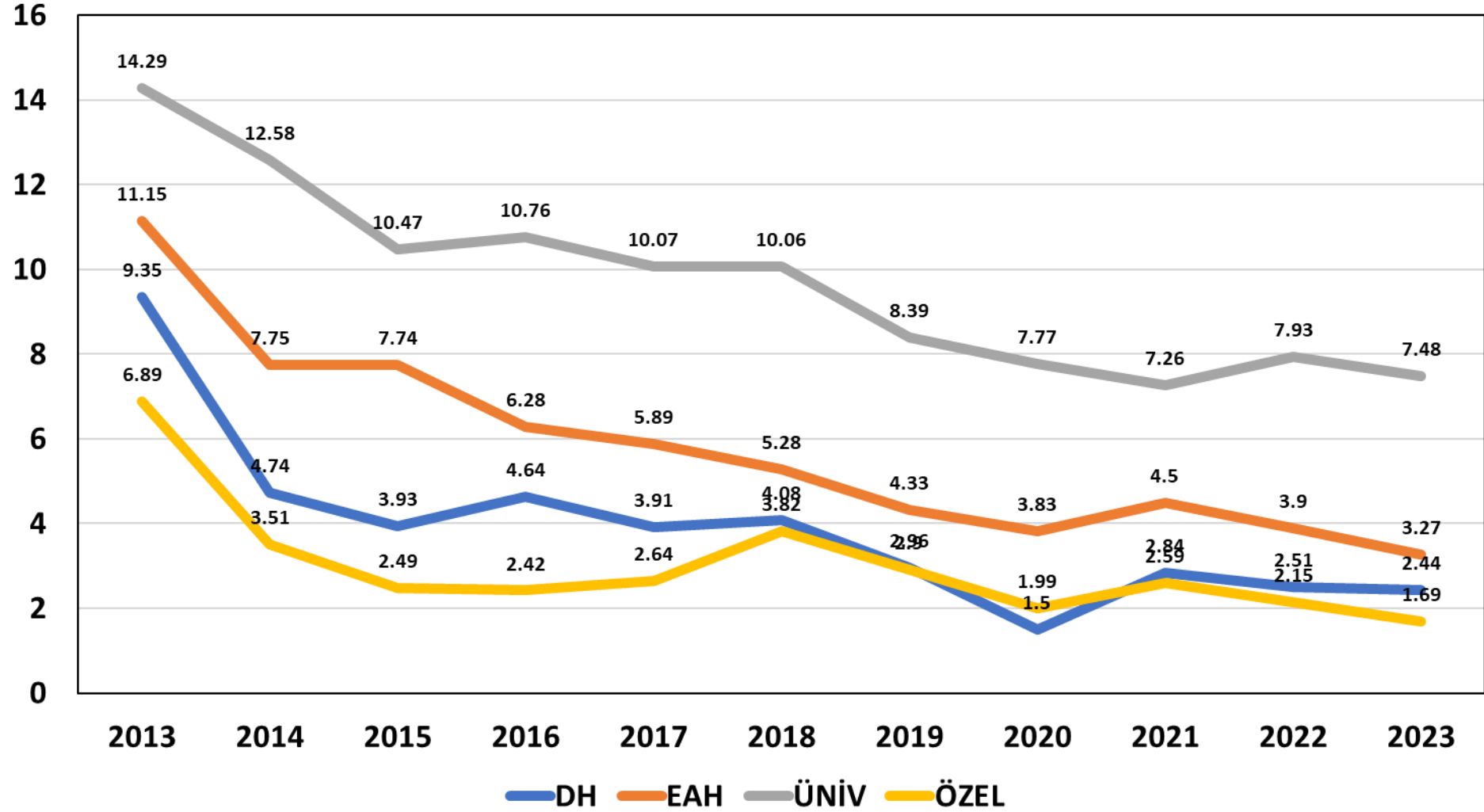


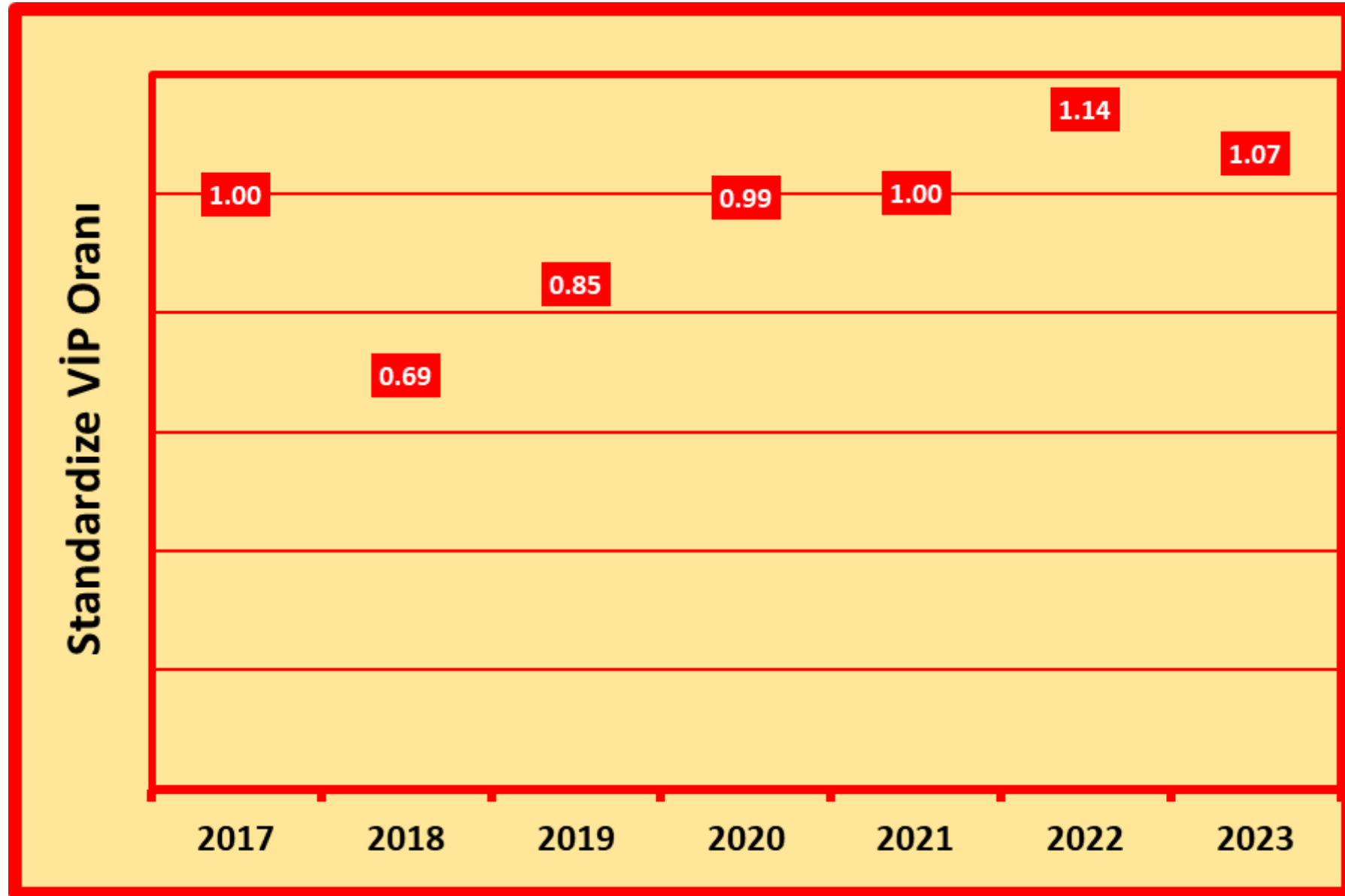
| YIL | Ventilatör Günü | VİP Sayısı | Hız | %95 GA |
|------|-----------------|------------|-------|-------------|
| 2008 | 352434 | 6082 | 17,26 | 16,83-17,69 |
| 2009 | 528349 | 8140 | 15,41 | 15,07-15,74 |
| 2010 | 692772 | 9712 | 14,02 | 13,74-14,30 |
| 2011 | 928518 | 12225 | 13,17 | 12,93-13,40 |
| 2012 | 1070639 | 13033 | 12,17 | 11,97-12,38 |
| 2013 | 1219413 | 12418 | 10,18 | 10,01-10,36 |
| 2014 | 1317056 | 8968 | 6,81 | 6,68-6,95 |
| 2015 | 1662852 | 8895 | 5,35 | 5,24-5,46 |
| 2016 | 1725241 | 9100 | 5,27 | 5,17-5,38 |
| 2017 | 2134256 | 10384 | 4,86 | 4,77-4,95 |
| 2018 | 1423295 | 7654 | 5,38 | 5,26-5,50 |
| 2019 | 1457001 | 6287 | 4,32 | 4,21-4,42 |
| 2020 | 1776309 | 5812 | 3,27 | 3,19-3,36 |
| 2021 | 1658612 | 6798 | 4,10 | 4,00-4,10 |
| 2022 | 1962538 | 7232 | 3,69 | 3,60-3,77 |
| 2023 | 2022562 | 6503 | 3,22 | 3,14-3,30 |





VİP

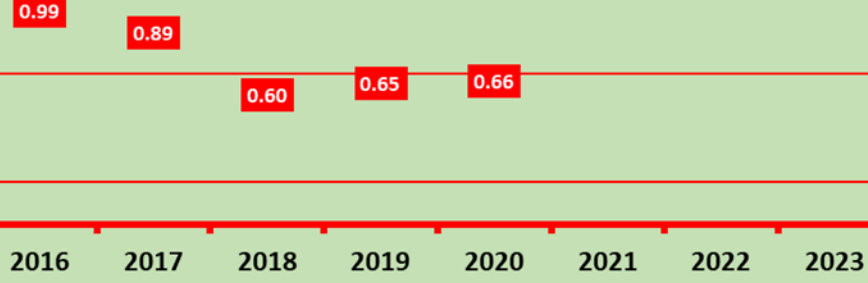






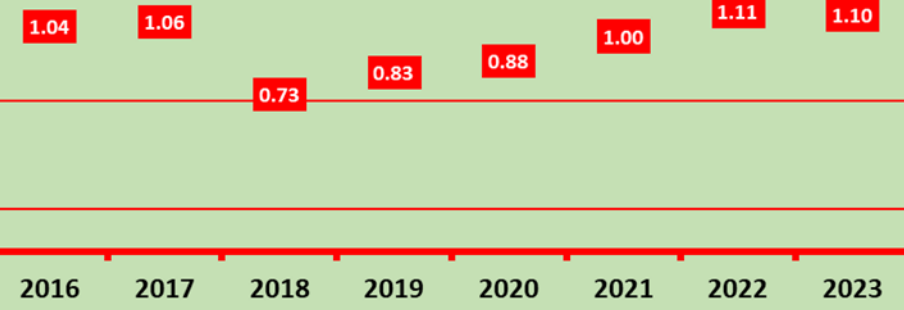
Standardize VIP Oranı

DH



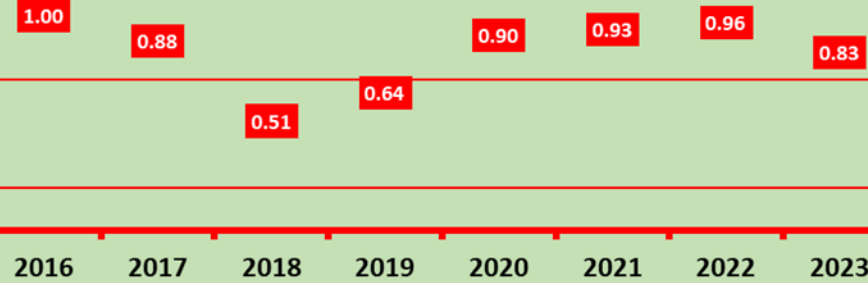
Standardize VIP Oranı

ÜNİV



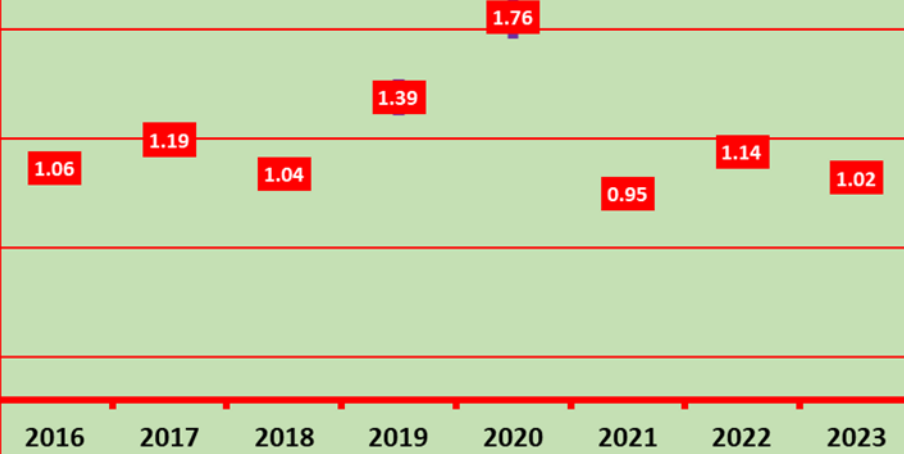
Standardize VIP Oranı

EAH



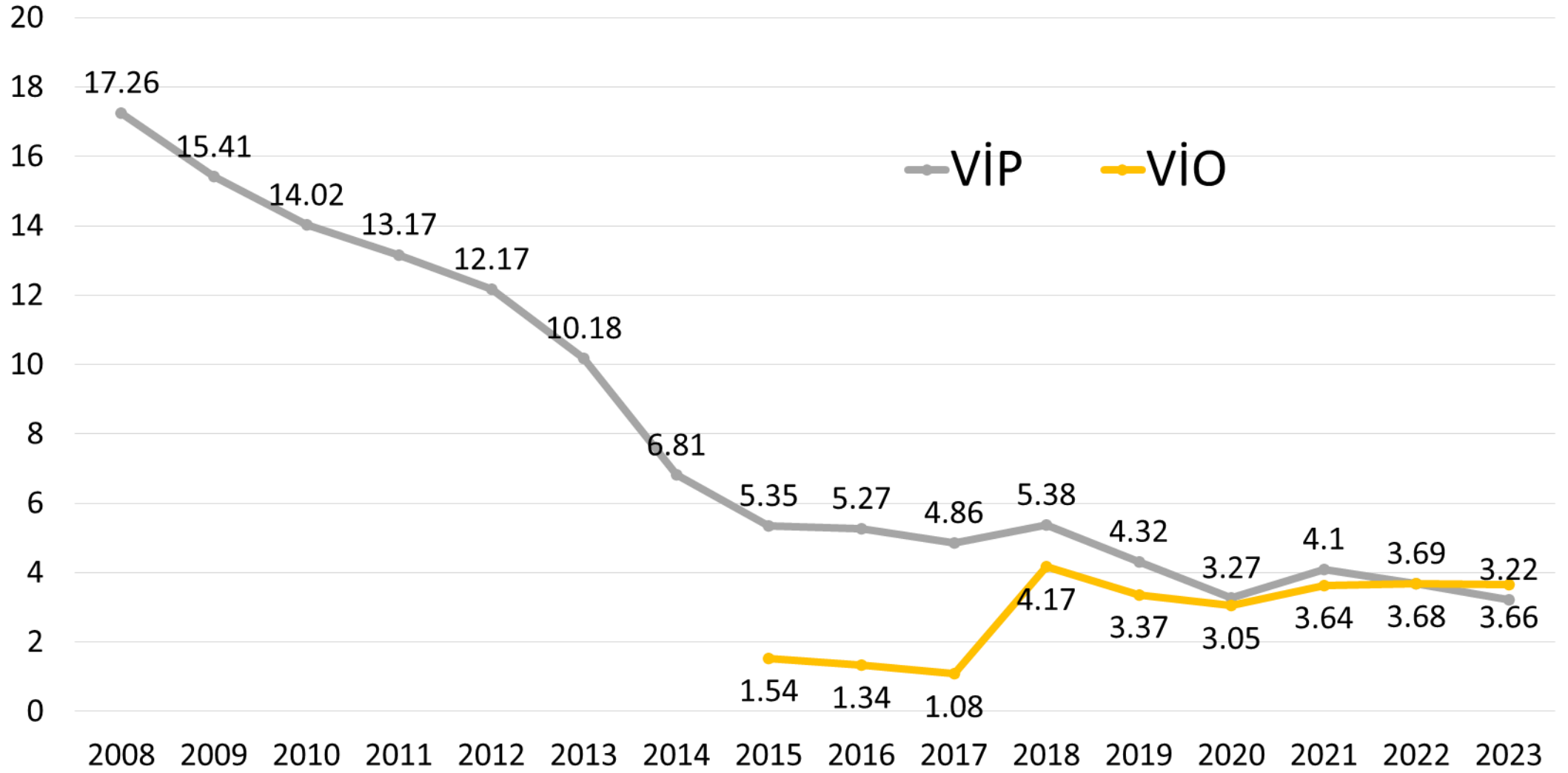
Standardize VIP Oranı

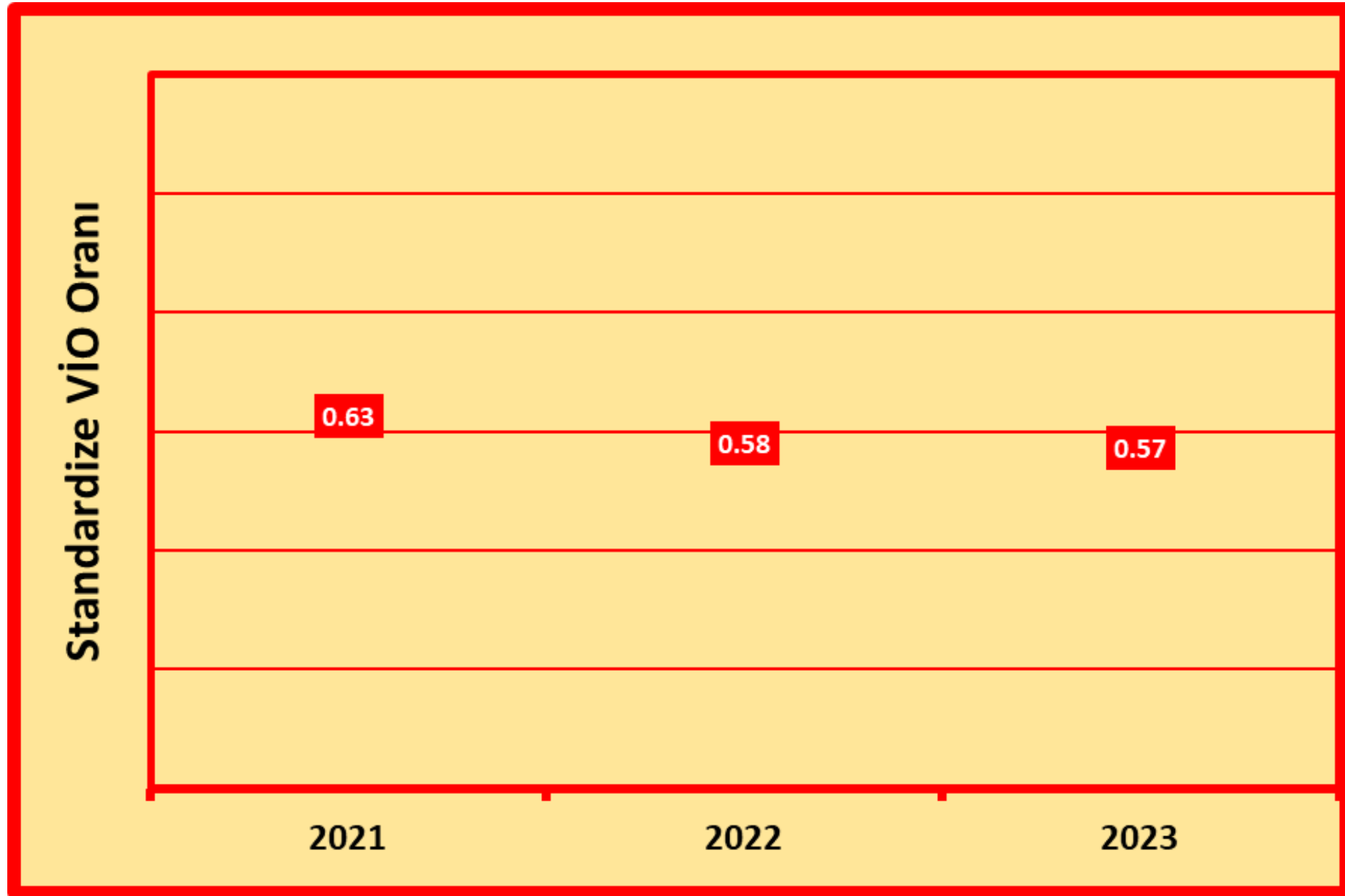
ÖZEL

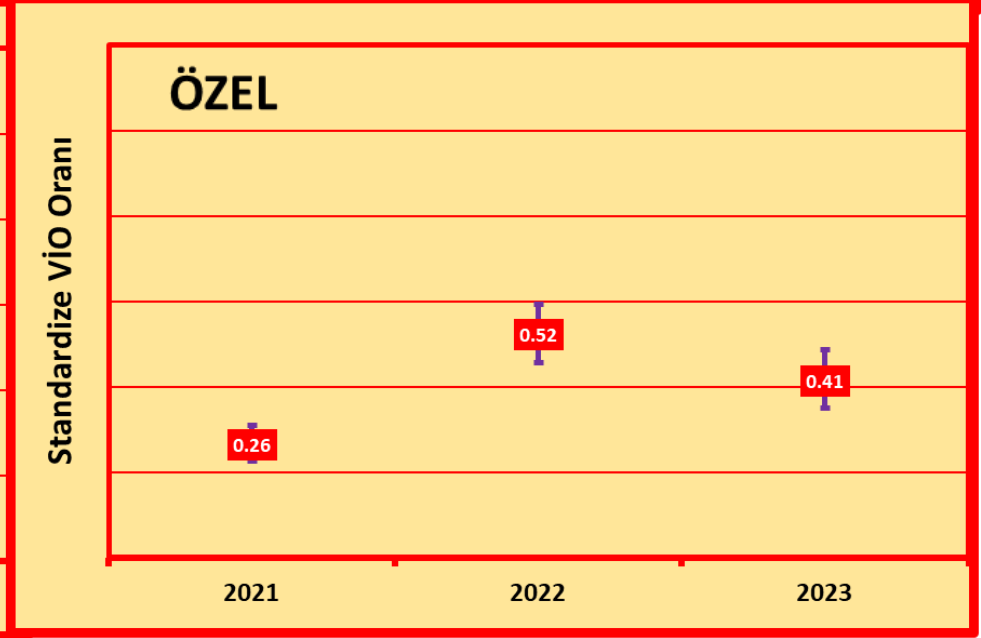
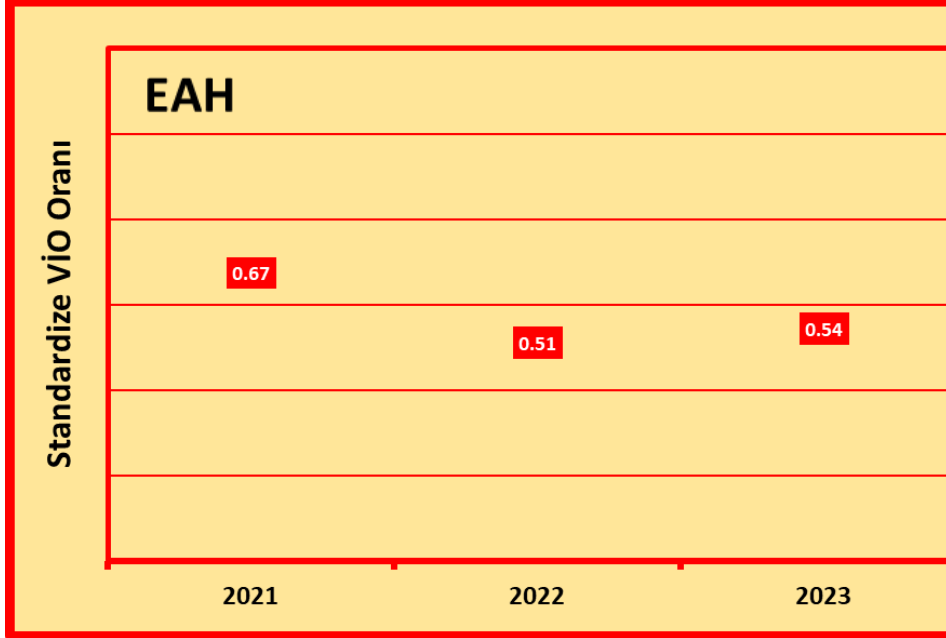
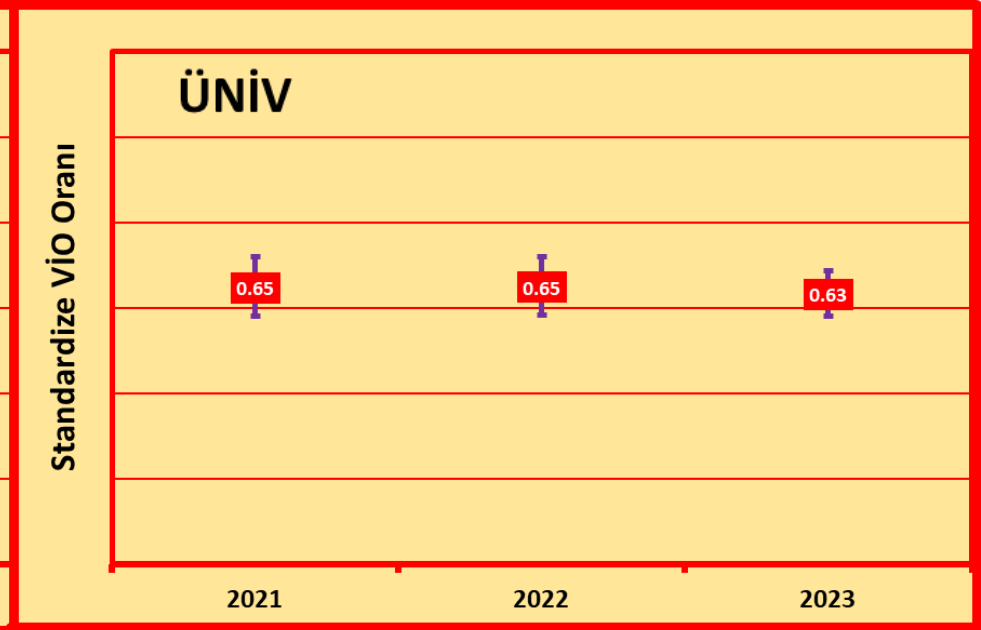
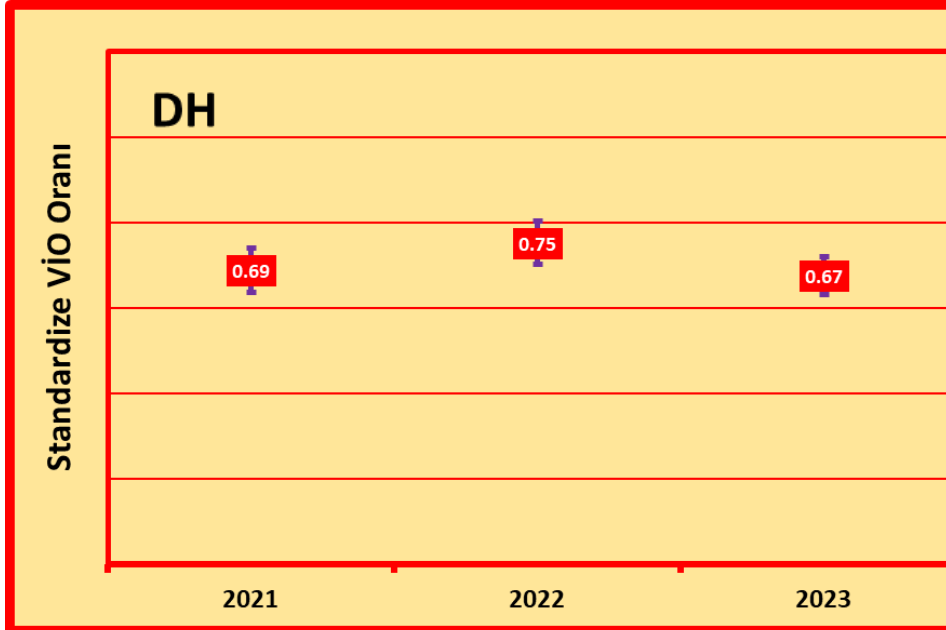




YBÜ'LERDE VİP VE VİO

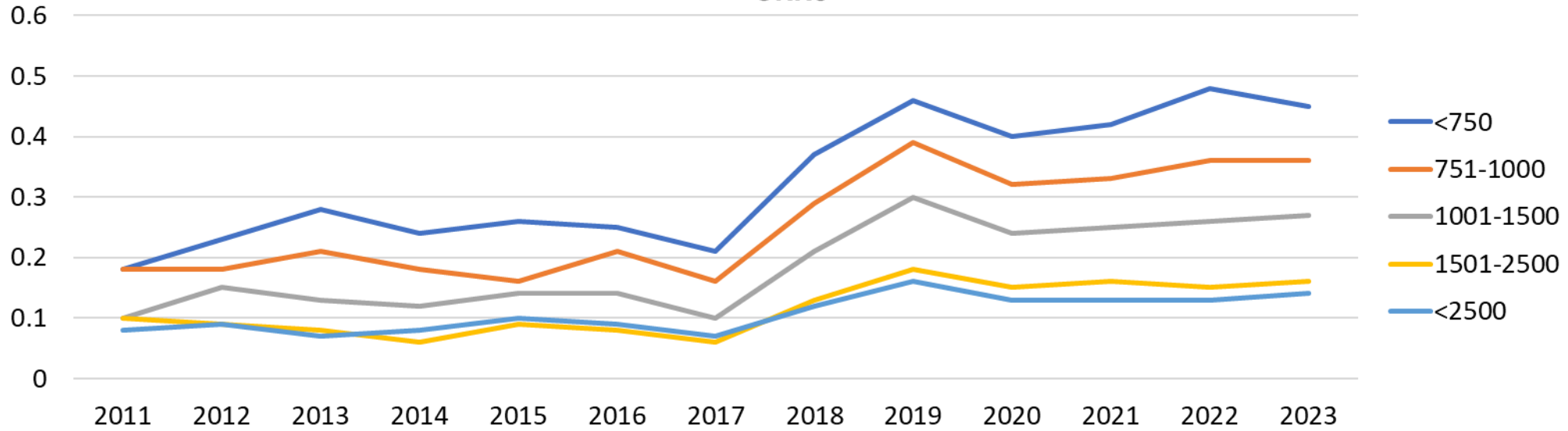
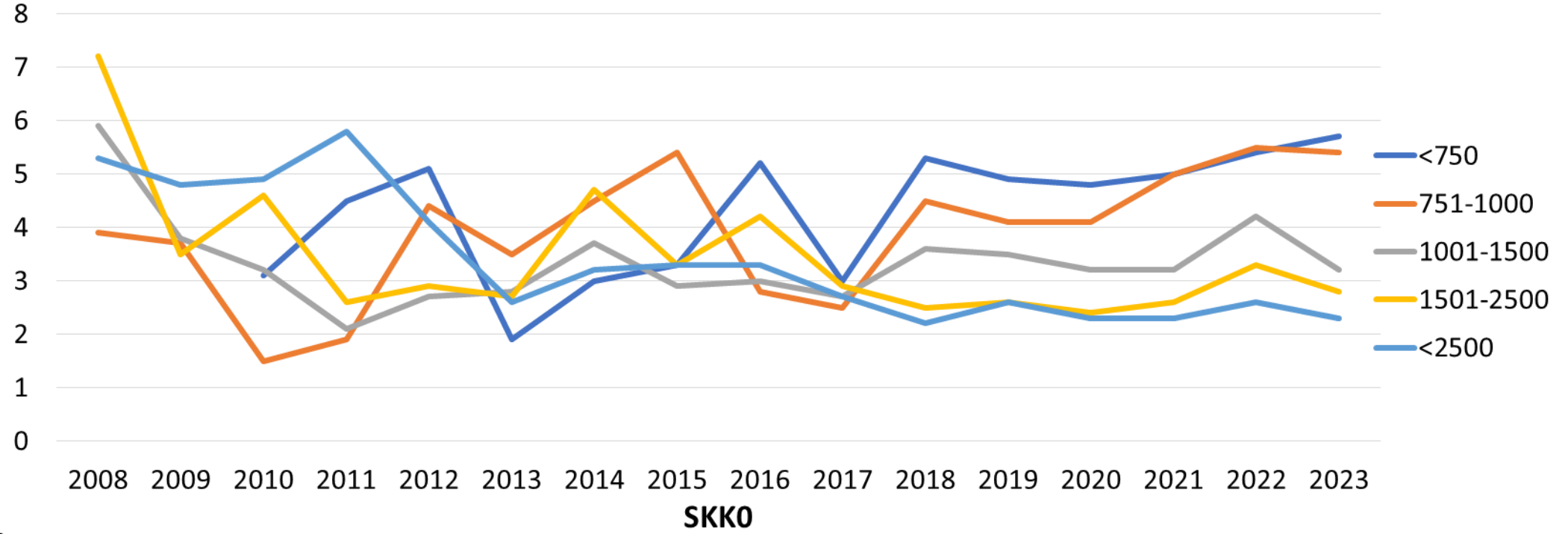






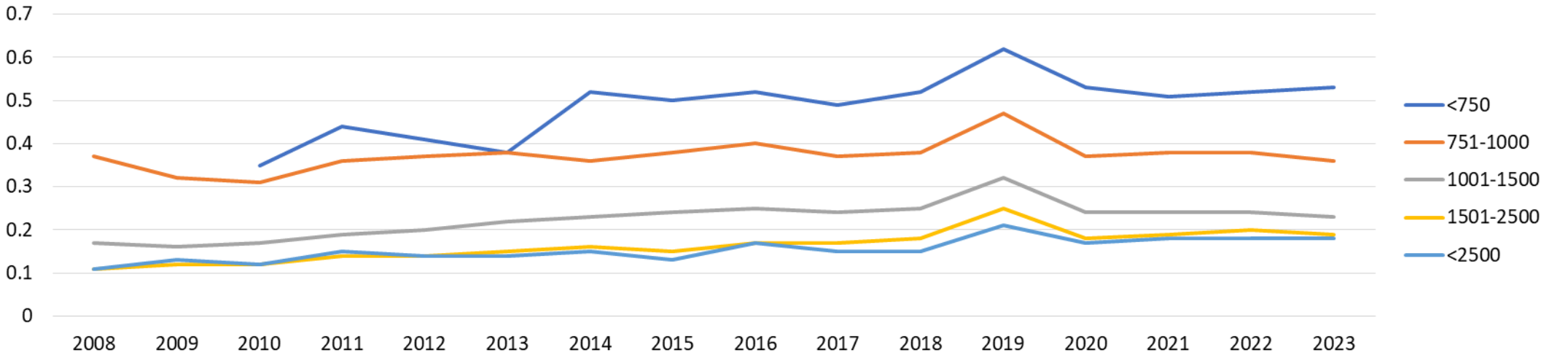
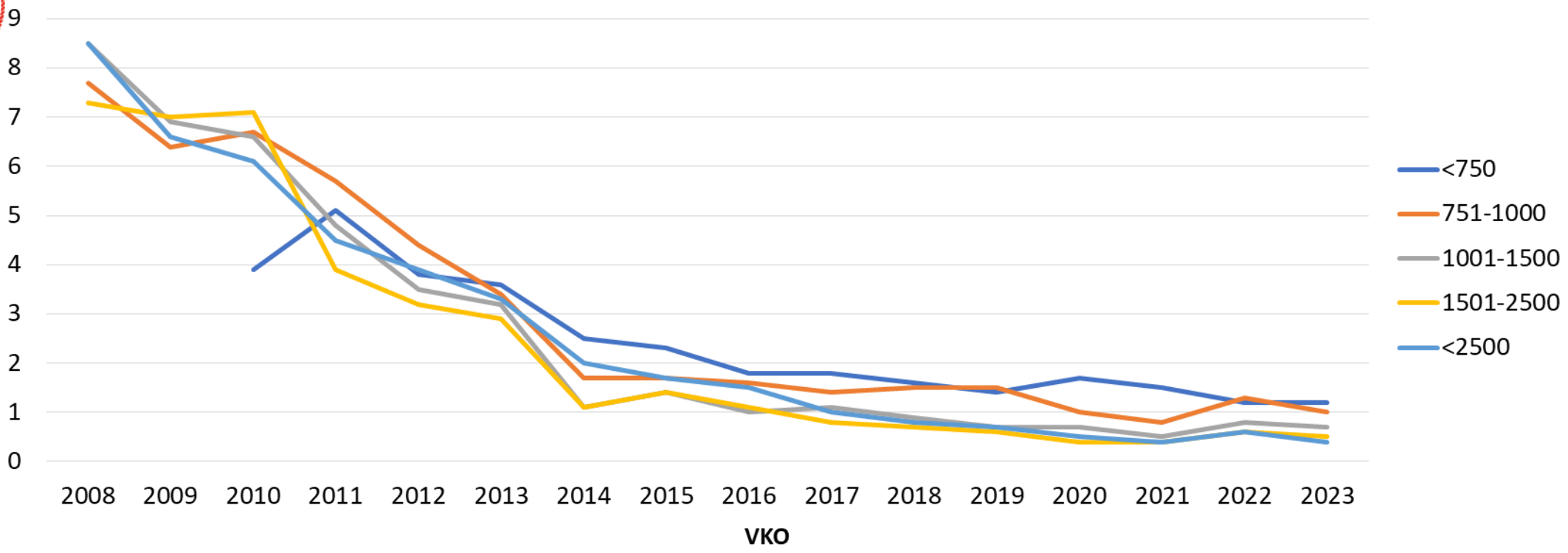


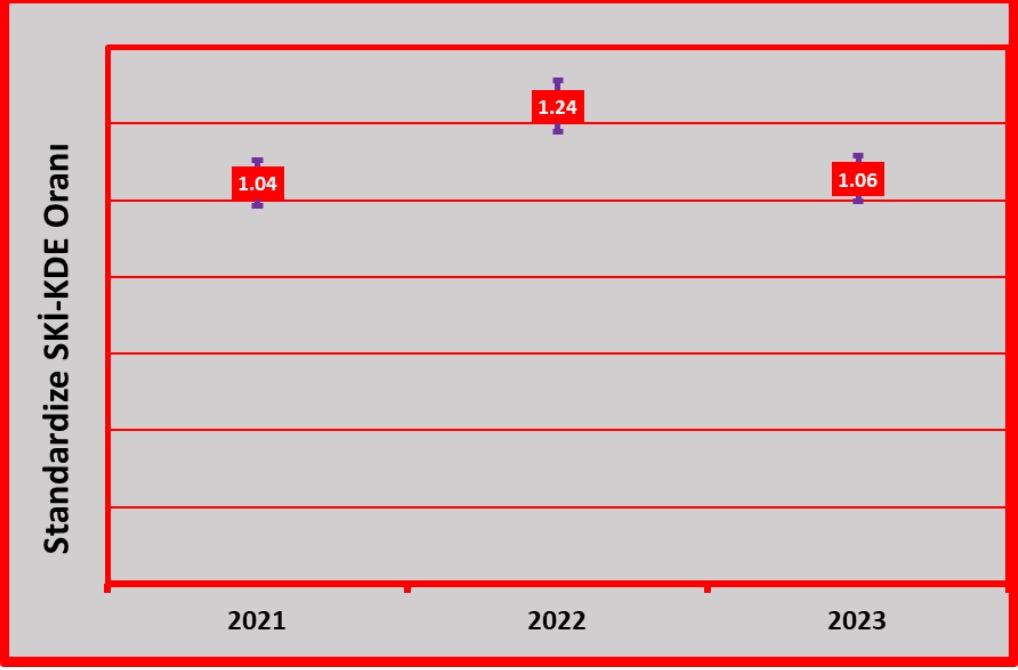
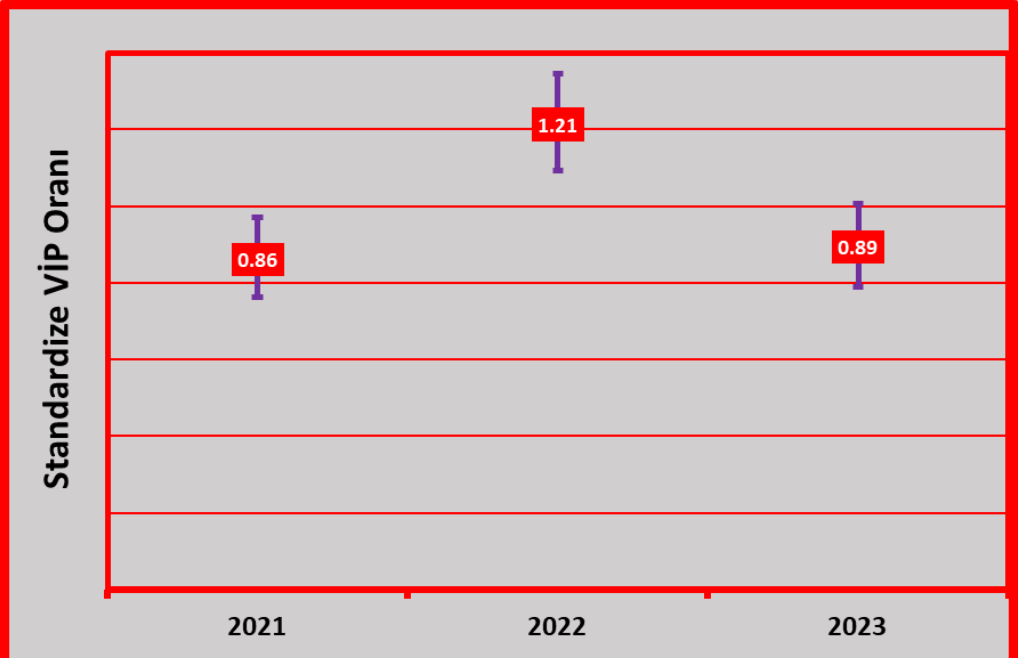
YD-YBÜ'LERDE SKİ-KDE HIZI





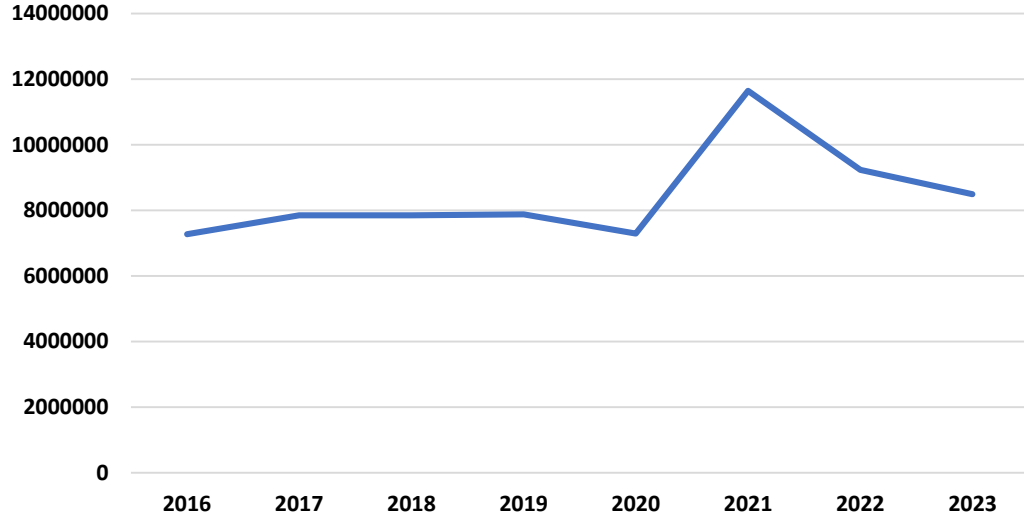
YD-YBÜ'LERDE VİP HIZI



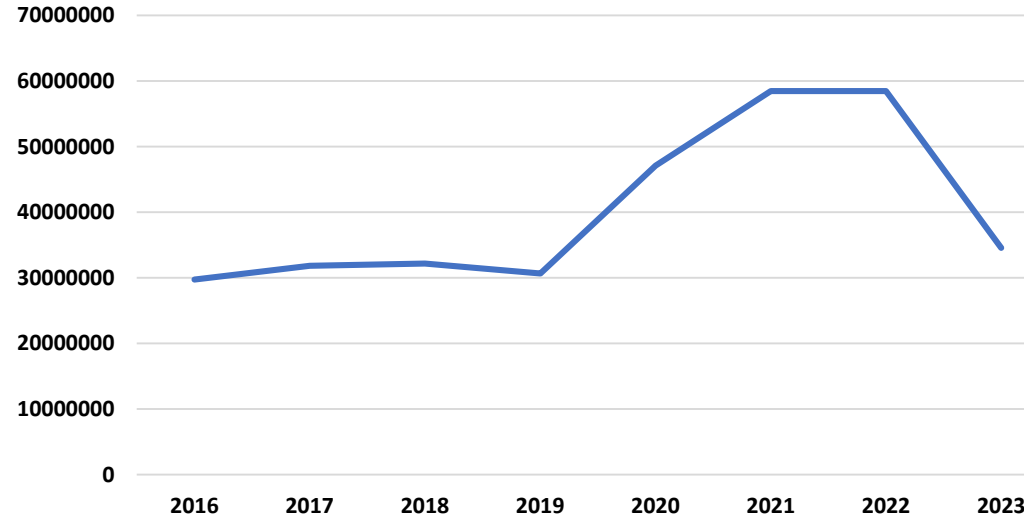




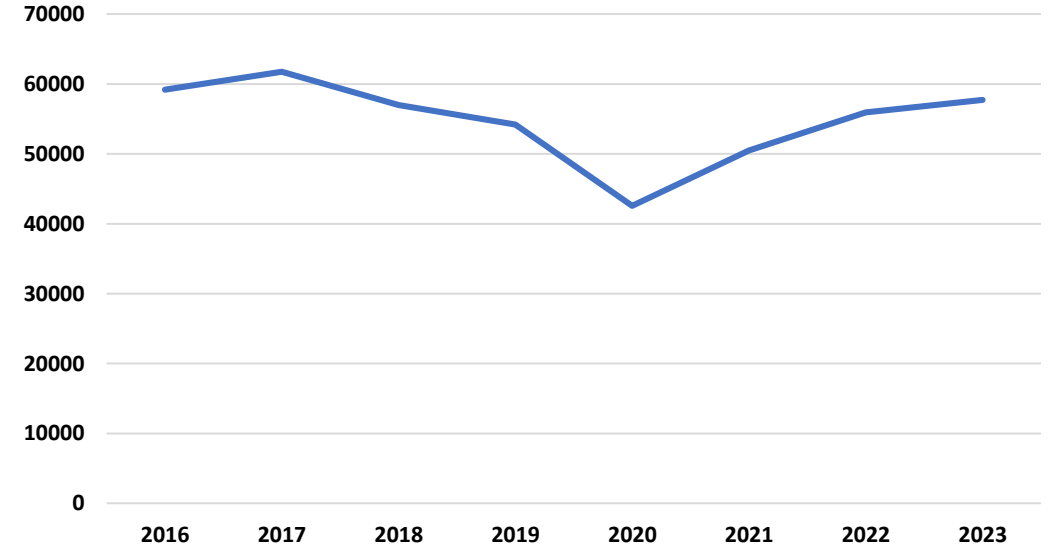
HASTA SAYISI

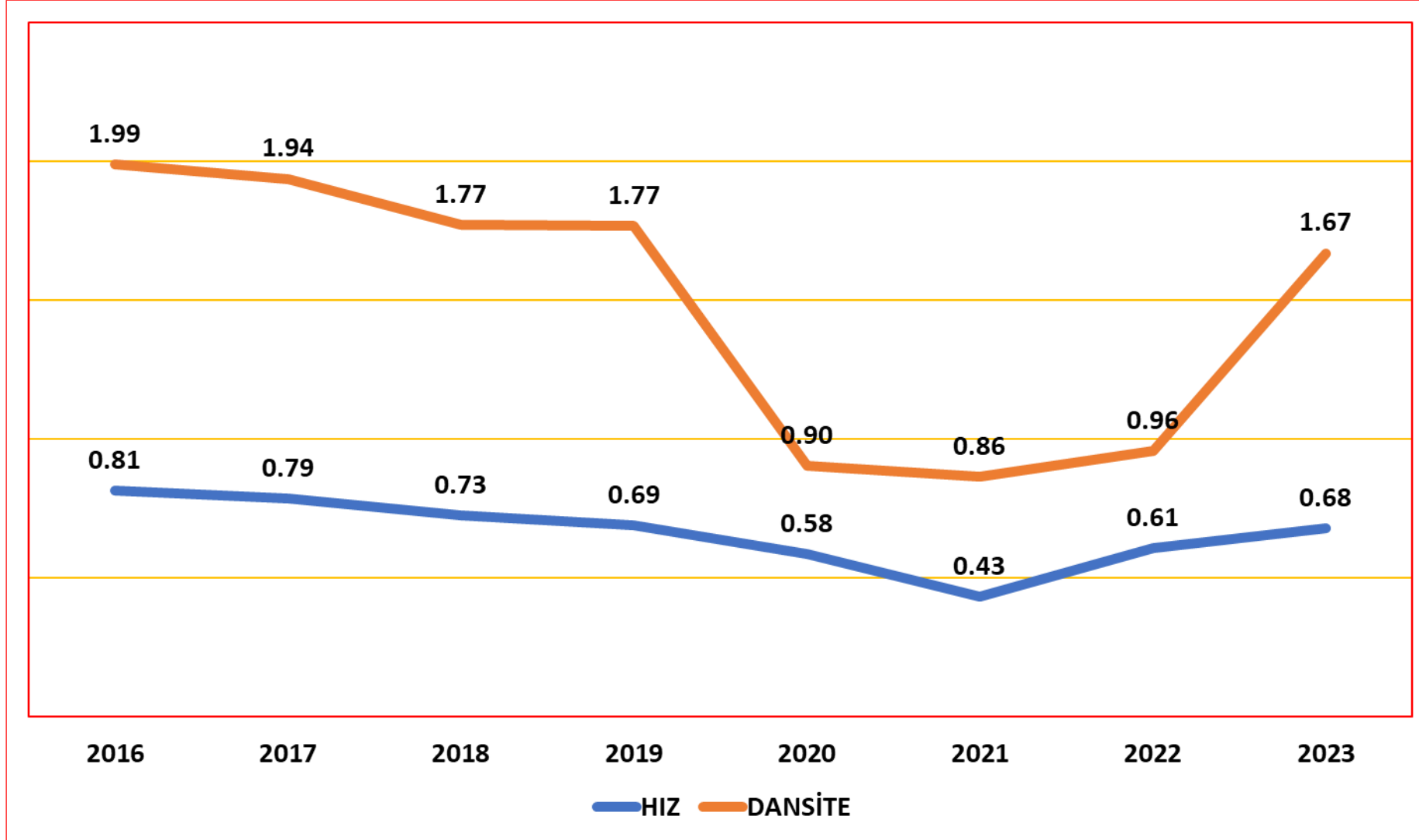


HASTA GÜNÜ



ENFEKSİYON SAYISI



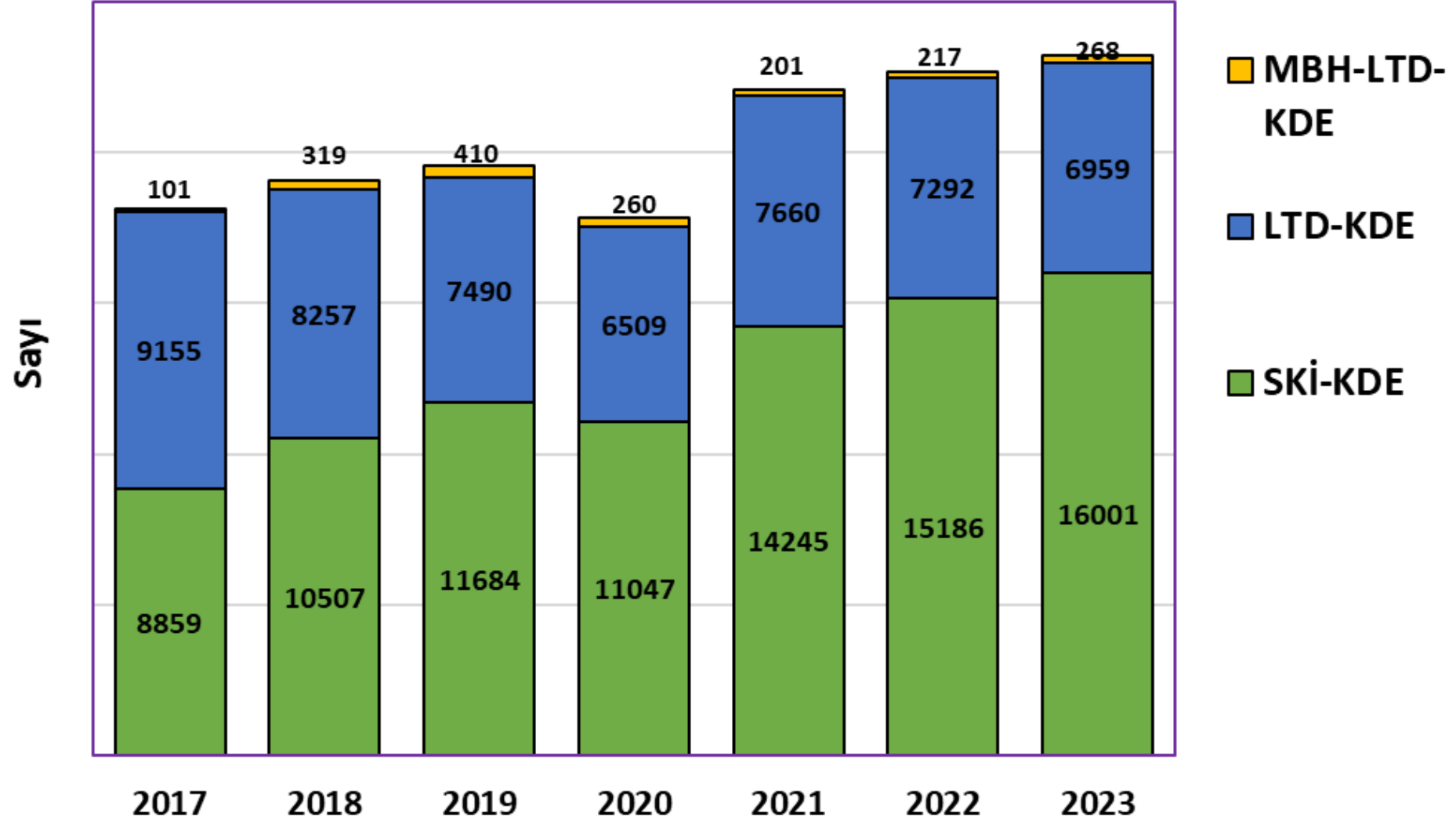


**** Dansite = (Enfeksiyon sayısı / Hasta günü) x 1000**

*** Hız = (Enfeksiyon sayısı / Hasta sayısı) x 100**

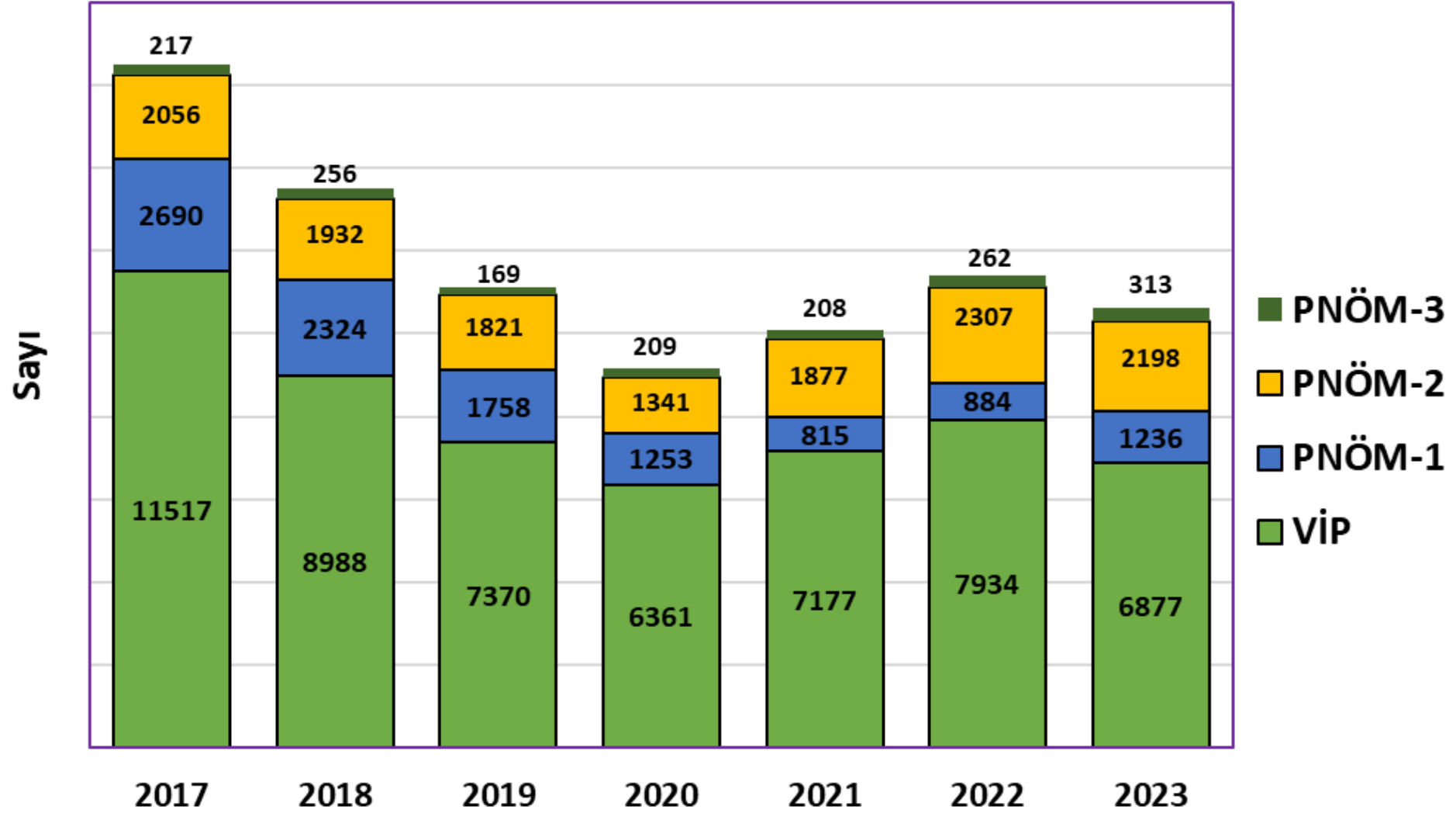


KAN DOLAŞIMI ENFEKSİYONU



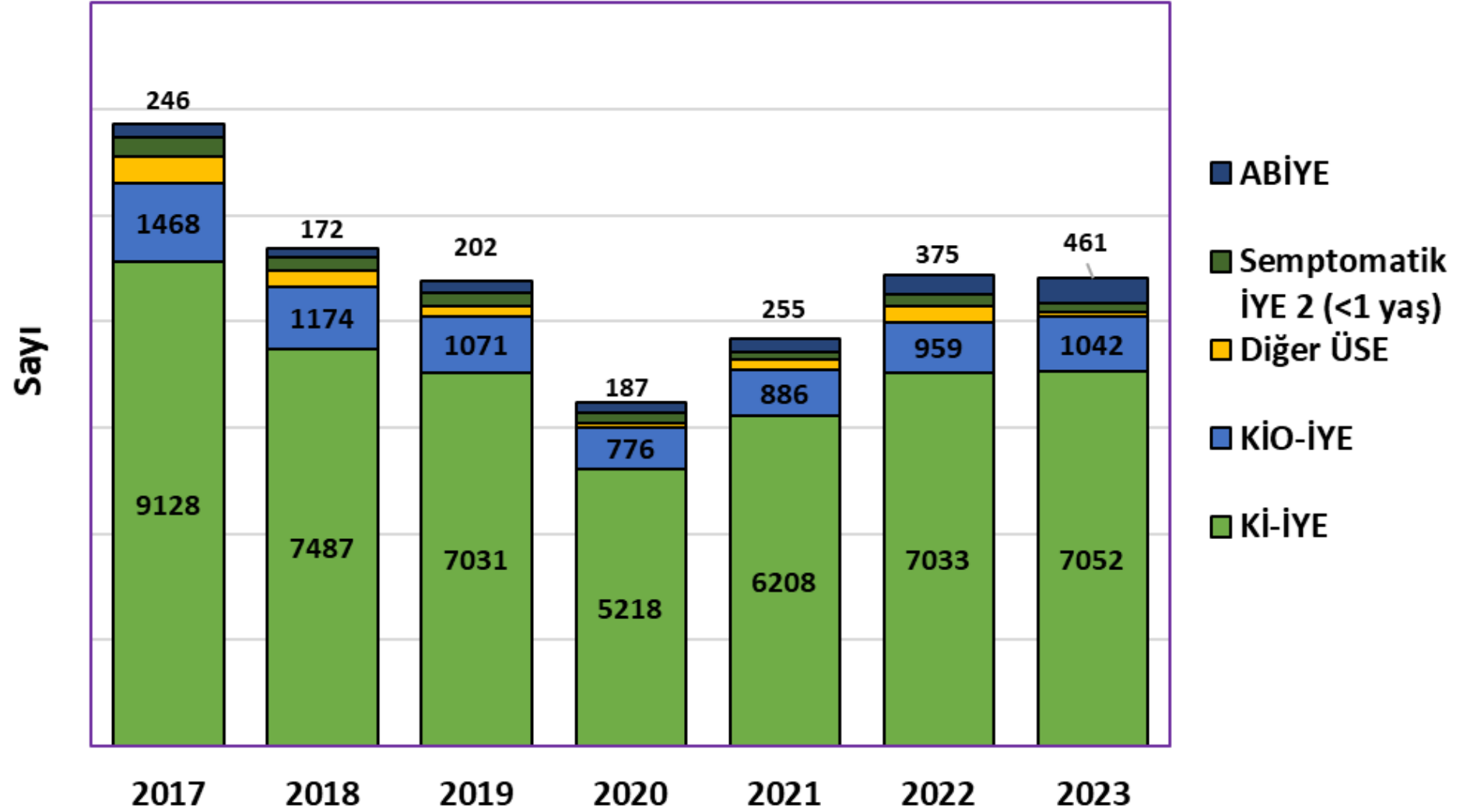


PNÖMONİ



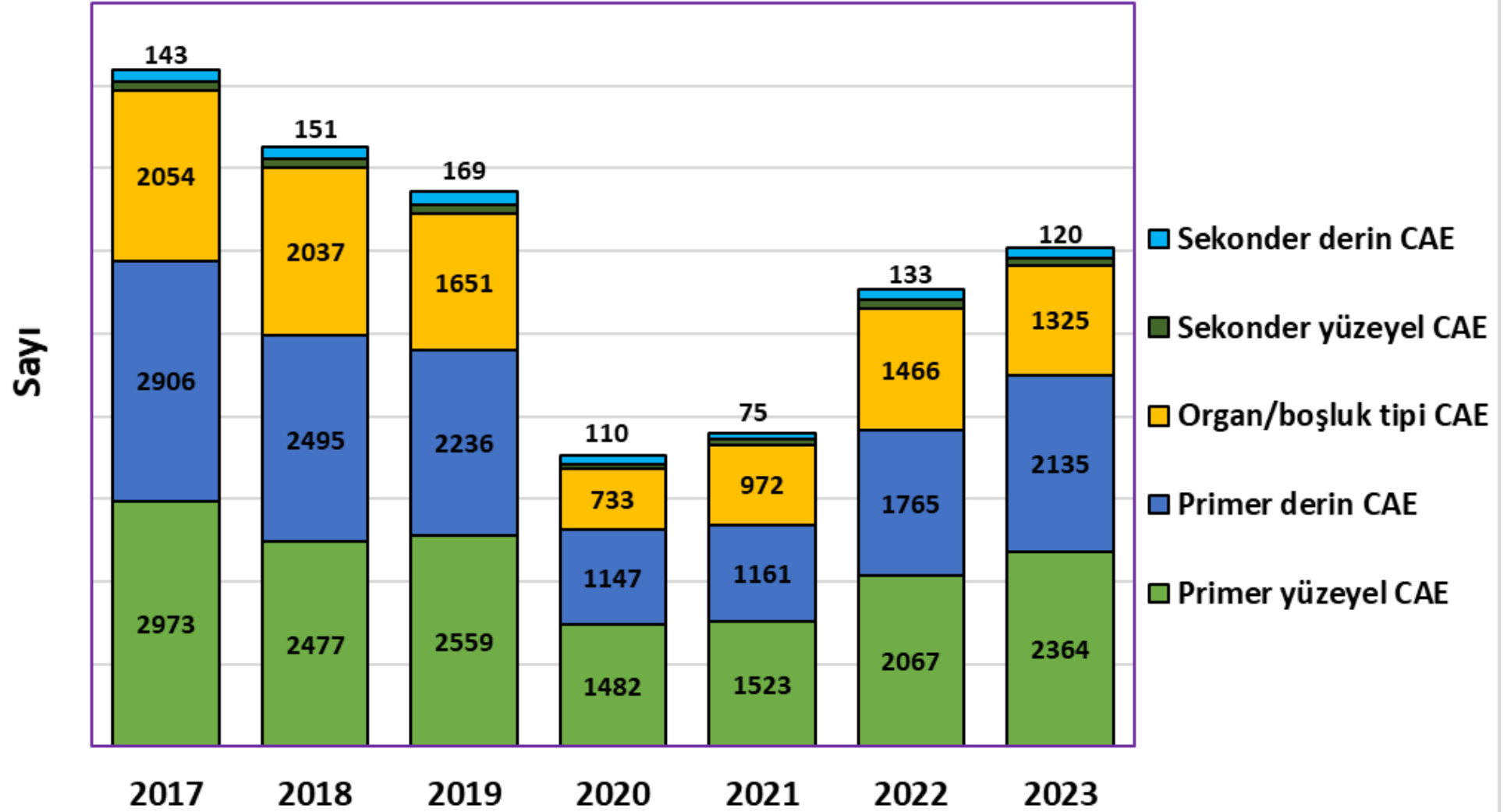


ÜRİNER SİSTEM ENFEKSİYONU



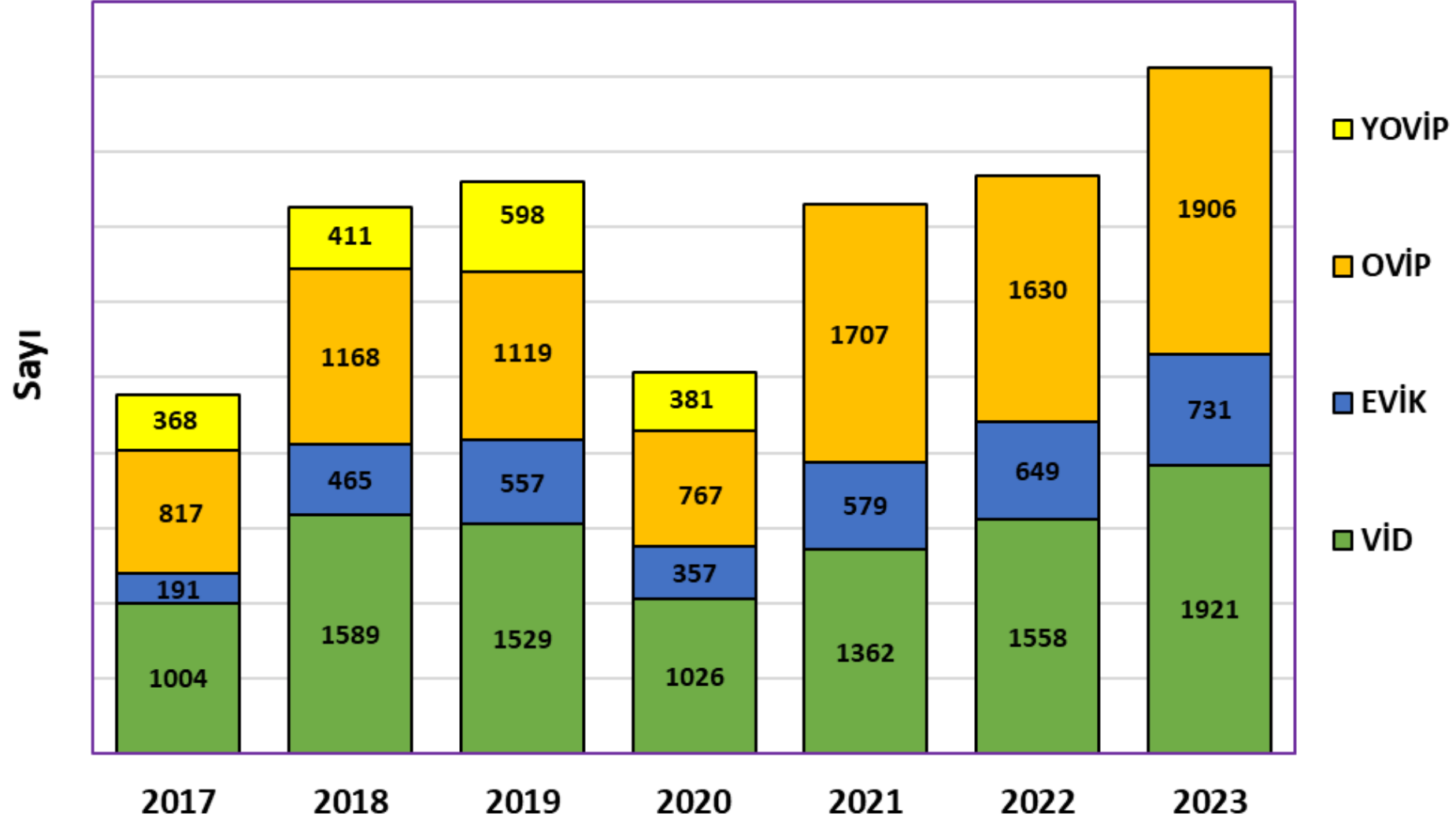


CERRAHİ ALAN ENFEKSİYONU



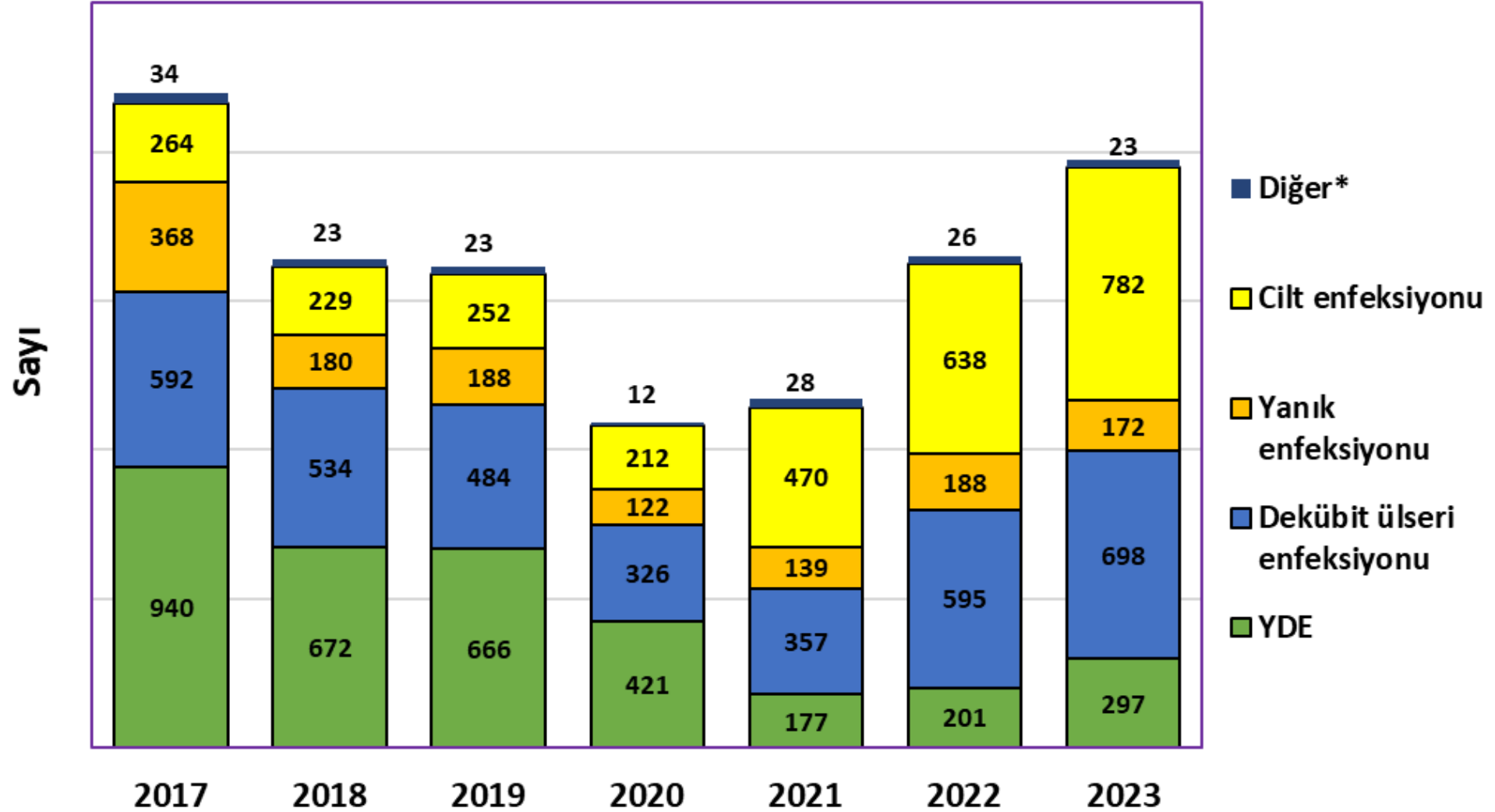


VENTİLATÖR İLİŞKİLİ OLAY



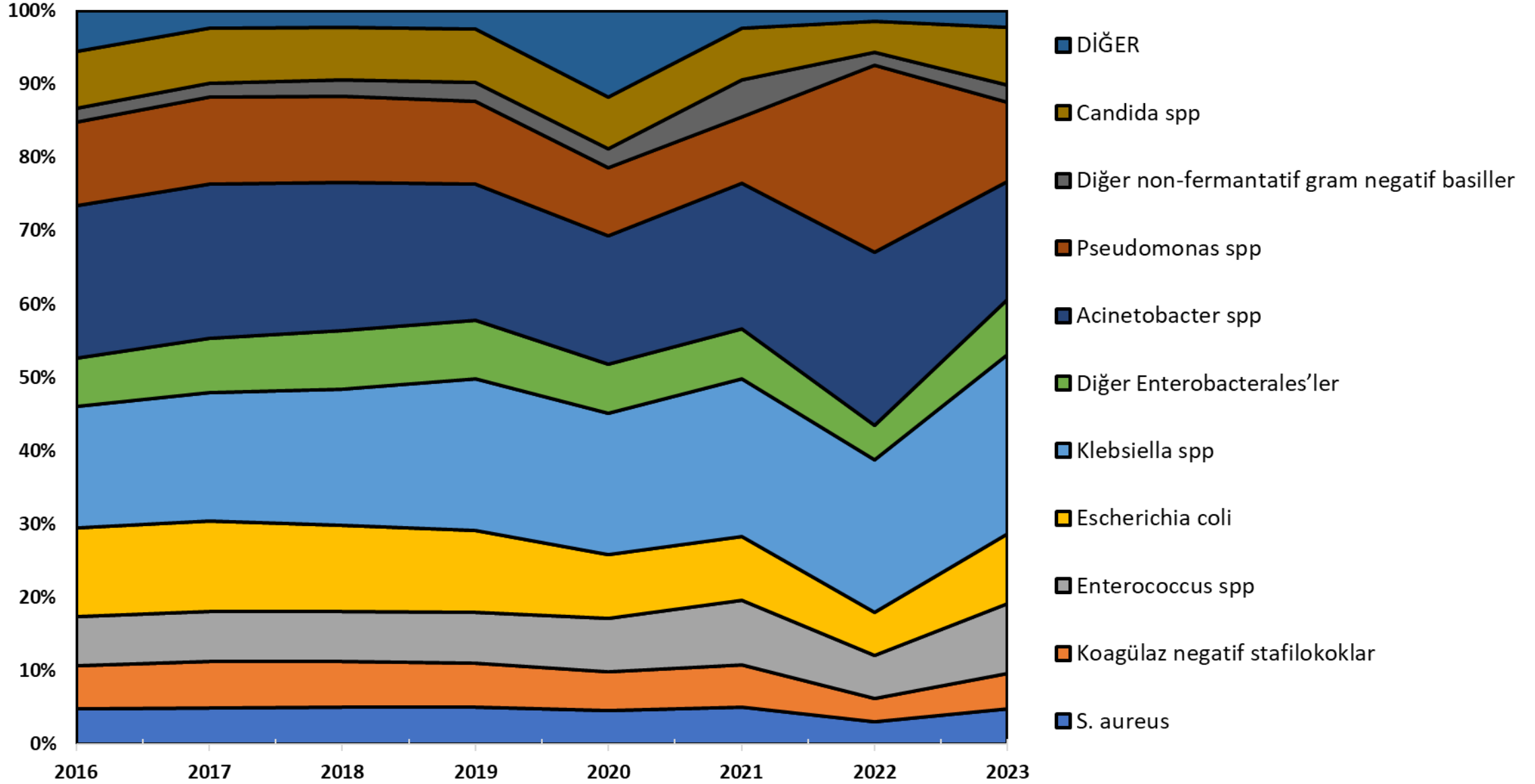


YUMUŞAK DOKU ENFEKSİYONU





ETKEN DAĞILIMI





ETKEN DAĞILIMI

70000

60000

50000

40000

30000

20000

10000

0

2016

2017

2018

2019

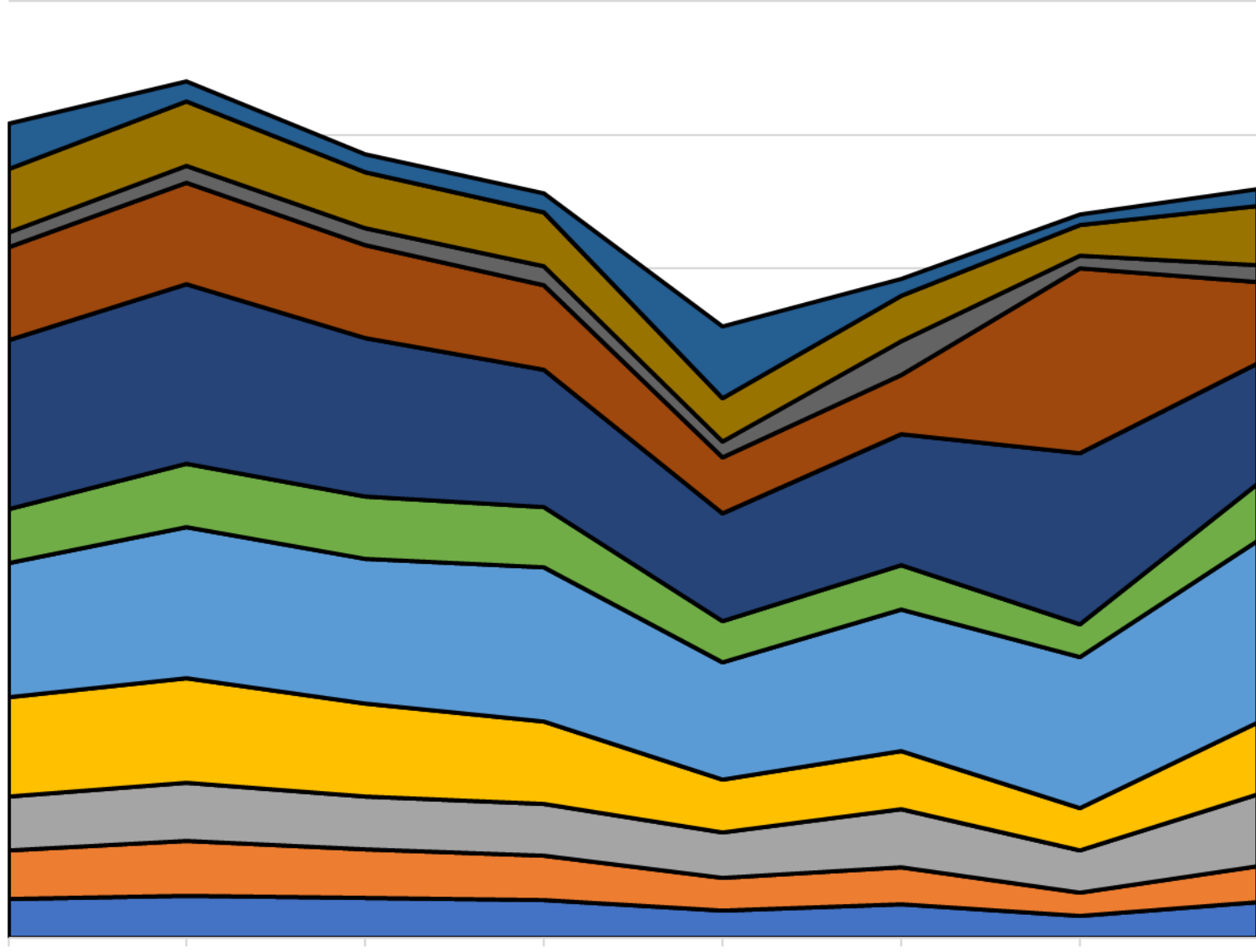
2020

2021

2022

2023

- DiĞER
- Candida spp
- Diğەر non-fermantatif gram negatif basiller
- Pseudomonas spp
- Acinetobacter spp
- Diğەر Enterobacterales'ler
- Klebsiella spp
- Escherichia coli
- Enterococcus spp
- Koagülaz negatif stafilokoklar
- S. aureus






Ameliyat CAE

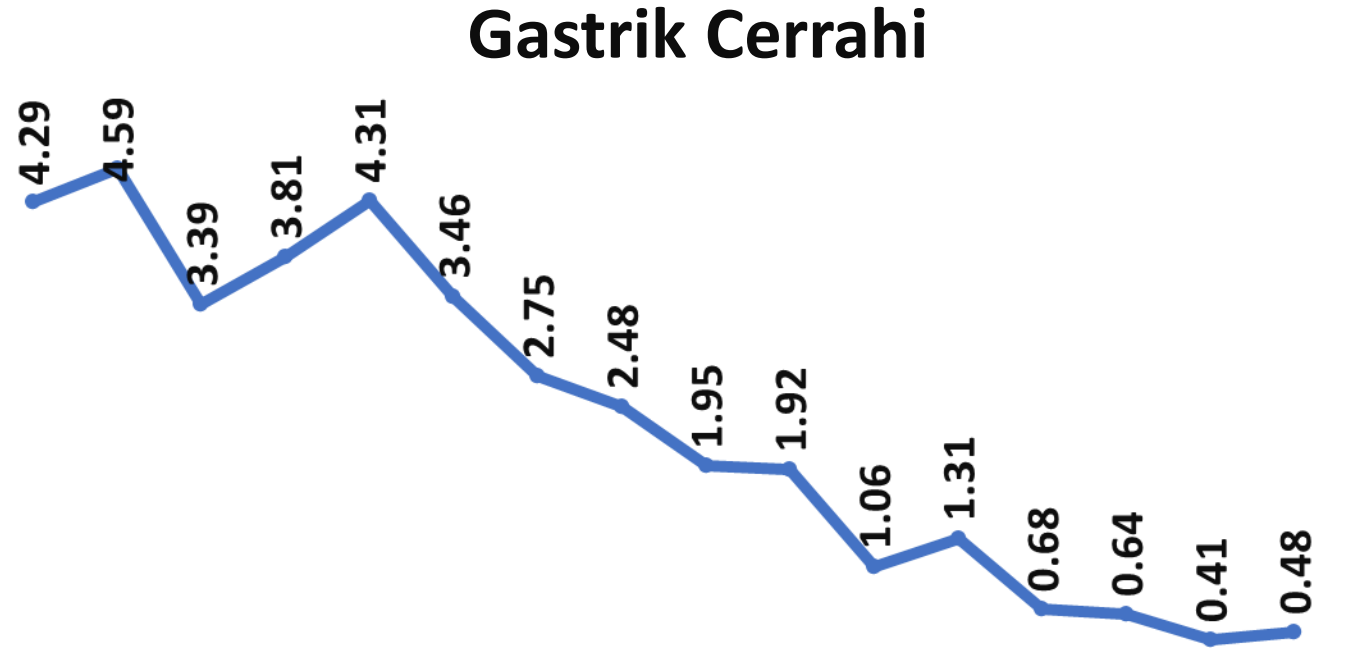
| YIL | Sayısı | Sayısı | Hız | %95 GA |
|------|--------|--------|------|-----------|
| 2010 | 1581 | 18 | 1,14 | 0,72-1,79 |
| 2011 | 1502 | 25 | 1,66 | 1,13-2,45 |
| 2012 | 1383 | 27 | 1,95 | 1,34-2,83 |
| 2013 | 1130 | 24 | 2,12 | 1,43-3,14 |
| 2014 | 750 | 7 | 0,93 | 0,45-1,91 |
| 2015 | 1202 | 31 | 2,58 | 1,82-3,64 |
| 2016 | 1485 | 43 | 2,9 | 2,16-3,88 |
| 2017 | 2029 | 48 | 2,37 | 1,77-3,10 |
| 2018 | 2530 | 51 | 2,02 | 1,54-2,64 |
| 2019 | 2760 | 42 | 1,52 | 1,13-2,05 |
| 2020 | 1370 | 11 | 0,80 | 0,42-1,14 |
| 2021 | 1988 | 18 | 0,91 | 0,57-1,43 |
| 2022 | 2048 | 23 | 1,12 | 0,73-1,66 |
| 2023 | 2320 | 26 | 1,12 | 0,78-1,64 |

Böbrek Nakli





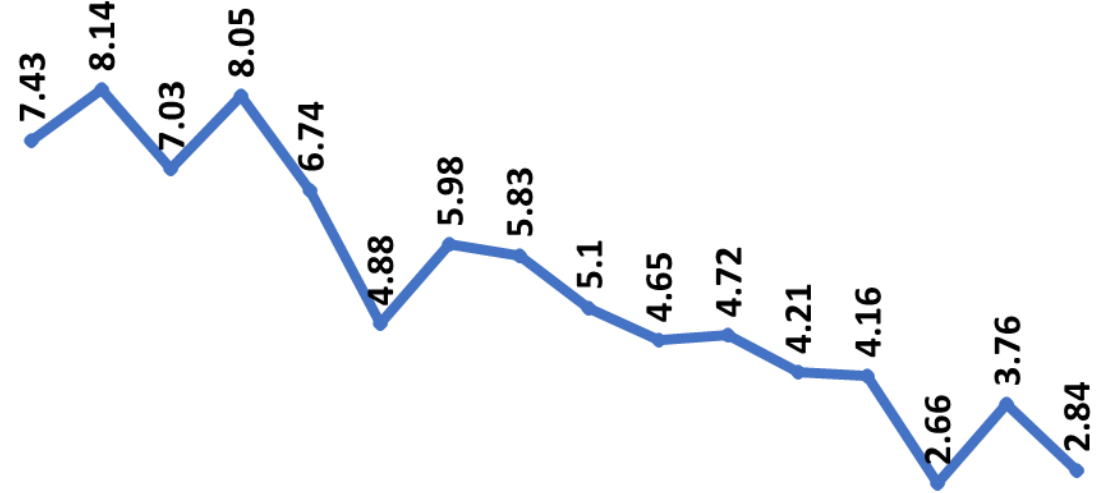
| YIL | Ameliyat CAE | | Hız | %95 GA |
|------|--------------|--------|------|-----------|
| | Sayısı | Sayısı | | |
| 2008 | 1793 | 77 | 4,29 | 3,45-5,34 |
| 2009 | 2242 | 103 | 4,59 | 3,80-5,54 |
| 2010 | 2745 | 93 | 3,39 | 2,77-4,13 |
| 2011 | 1759 | 67 | 3,81 | 3,01-4,81 |
| 2012 | 1970 | 85 | 4,31 | 3,50-5,30 |
| 2013 | 2051 | 71 | 3,46 | 2,75-4,34 |
| 2014 | 2033 | 56 | 2,75 | 2,13-3,56 |
| 2015 | 3830 | 95 | 2,48 | 2,03-3,02 |
| 2016 | 3443 | 67 | 1,95 | 1,53-2,46 |
| 2017 | 4527 | 87 | 1,92 | 1,55-2,35 |
| 2018 | 4743 | 50 | 1,06 | 0,80-1,39 |
| 2019 | 3899 | 51 | 1,31 | 0,99-1,72 |
| 2020 | 3552 | 24 | 0,68 | 0,44-0,99 |
| 2021 | 4876 | 31 | 0,64 | 0,45-0,90 |
| 2022 | 8034 | 33 | 0,41 | 0,29-0,58 |
| 2023 | 7925 | 38 | 0,48 | 0,35-0,66 |





| YIL | Ameliyat Sayısı | CAE Sayısı | Hız | %95 GA |
|------|-----------------|------------|------|------------|
| 2008 | 936 | 74 | 7,43 | 6,34-9,81 |
| 2009 | 1130 | 92 | 8,14 | 6,68-9,88 |
| 2010 | 1635 | 115 | 7,03 | 5,89-8,38 |
| 2011 | 795 | 64 | 8,05 | 6,35-10,15 |
| 2012 | 1216 | 82 | 6,74 | 5,47-8,23 |
| 2013 | 922 | 45 | 4,88 | 3,67-6,47 |
| 2014 | 886 | 53 | 5,98 | 4,60-7,42 |
| 2015 | 1303 | 76 | 5,83 | 4,68-7,24 |
| 2016 | 1393 | 71 | 5,1 | 4,06-6,38 |
| 2017 | 1528 | 71 | 4,65 | 3,67-5,79 |
| 2018 | 1674 | 79 | 4,72 | 3,80-5,84 |
| 2019 | 1898 | 80 | 4,21 | 3,40-5,21 |
| 2020 | 1275 | 53 | 4,16 | 3,15-5,40 |
| 2021 | 1240 | 33 | 2,66 | 1,90-3,71 |
| 2022 | 1622 | 61 | 3,76 | 2,96-4,80 |
| 2023 | 2537 | 72 | 2,84 | 2,26-3,56 |

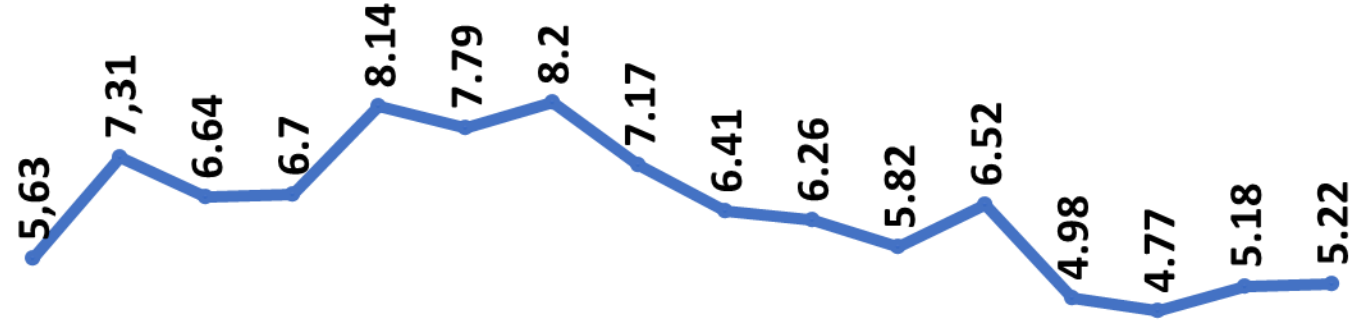
İnce Barsak Cerrahisi





| YIL | Ameliyat | CAE | Hız | %95 GA |
|------|----------|--------|------|-----------|
| | Sayısı | Sayısı | | |
| 2008 | 6237 | 351 | 5,63 | 5,08-6,22 |
| 2009 | 7646 | 559 | 7,31 | 6,75-7,91 |
| 2010 | 6972 | 463 | 6,64 | 6,08-7,25 |
| 2011 | 5401 | 362 | 6,7 | 6,07-7,40 |
| 2012 | 5137 | 418 | 8,14 | 7,42-8,92 |
| 2013 | 4454 | 347 | 7,79 | 7,04-8,62 |
| 2014 | 3742 | 307 | 8,2 | 7,37-9,13 |
| 2015 | 5565 | 399 | 7,17 | 6,52-7,88 |
| 2016 | 5427 | 348 | 6,41 | 5,79-7,09 |
| 2017 | 6039 | 378 | 6,26 | 5,67-6,89 |
| 2018 | 6294 | 366 | 5,82 | 5,26-6,42 |
| 2019 | 6794 | 443 | 6,52 | 5,96-7,13 |
| 2020 | 5218 | 260 | 4,98 | 4,40-5,62 |
| 2021 | 5661 | 270 | 4,77 | 4,24-5,36 |
| 2022 | 7300 | 378 | 5,18 | 4,70-5,71 |
| 2023 | 8211 | 429 | 5,22 | 4,76-4,73 |

Kolon Cerrahisi






Ameliyat


| YIL | Sayısı | CAE Sayısı | Hız | %95 GA |
|------|--------|------------|------|------------|
| 2008 | 1020 | 30 | 2,94 | 2,07-4,17 |
| 2009 | 1279 | 15 | 1,17 | 0,71-1,93 |
| 2010 | 3766 | 160 | 4,25 | 3,65-4,94 |
| 2011 | 2069 | 75 | 3,62 | 2,90-4,52 |
| 2012 | 1924 | 115 | 5,98 | 5,00-7,13 |
| 2013 | 2546 | 73 | 2,87 | 2,29-3,59 |
| 2014 | 767 | 24 | 3,13 | 2,11-4,61 |
| 2015 | 1968 | 137 | 6,96 | 5,92-8,17 |
| 2016 | 1896 | 114 | 6,01 | 5,03-7,17 |
| 2017 | 1720 | 109 | 6,34 | 5,26-7,56 |
| 2018 | 1195 | 94 | 7,87 | 6,47-9,53 |
| 2019 | 1011 | 24 | 2,37 | 1,60-3,51 |
| 2020 | 774 | 22 | 2,84 | 1,83-4,23 |
| 2021 | 468 | 18 | 3,85 | 2,45-6,00 |
| 2022 | 820 | 67 | 8,17 | 6,49-10,45 |
| 2023 | 901 | 67 | 7,44 | 5,90-9,34 |

Safra yolları, karaciğer veya pankreas cerrahisi






| YIL | Ameliyat Sayısı | CAE Sayısı | Hız | %95 GA |
|------|-----------------|------------|------|-----------|
| 2008 | 92474 | 202 | 0,22 | 0,19-0,25 |
| 2009 | 161954 | 480 | 0,30 | 0,27-0,32 |
| 2010 | 181335 | 747 | 0,41 | 0,38-0,44 |
| 2011 | 171774 | 620 | 0,36 | 0,33-0,39 |
| 2012 | 175714 | 701 | 0,4 | 0,37-0,43 |
| 2013 | 187579 | 796 | 0,42 | 0,40-0,45 |
| 2014 | 194071 | 829 | 0,43 | 0,40-0,46 |
| 2015 | 207228 | 790 | 0,38 | 0,36-0,41 |
| 2016 | 195488 | 781 | 0,4 | 0,37-0,43 |
| 2017 | 211949 | 745 | 0,35 | 0,33-0,38 |
| 2018 | 206190 | 531 | 0,26 | 0,24-0,28 |
| 2019 | 200281 | 550 | 0,27 | 0,25-0,29 |
| 2020 | 191837 | 398 | 0,21 | 0,19-0,23 |
| 2021 | 184133 | 413 | 0,22 | 0,20-0,25 |
| 2022 | 192281 | 421 | 0,22 | 0,20-0,24 |
| 2023 | 186978 | 463 | 0,25 | 0,23-0,27 |






| YIL | Ameliyat Sayısı | CAE Sayısı | Hız | %95 GA |
|------|-----------------|------------|------|-----------|
| 2008 | 7369 | 62 | 0,84 | 0,65-1,08 |
| 2009 | 11592 | 68 | 0,59 | 0,46-0,74 |
| 2010 | 9570 | 93 | 0,97 | 0,79-1,19 |
| 2011 | 6449 | 25 | 0,39 | 0,26-0,57 |
| 2012 | 5314 | 34 | 0,64 | 0,46-0,89 |
| 2013 | 4136 | 12 | 0,29 | 0,17-0,51 |
| 2014 | 2726 | 7 | 0,26 | 0,12-0,53 |
| 2015 | 3004 | 23 | 0,77 | 0,51-1,15 |
| 2016 | 2505 | 9 | 0,36 | 0,19-0,68 |
| 2017 | 3384 | 13 | 0,38 | 0,21-0,64 |
| 2018 | 6084 | 29 | 0,48 | 0,33-0,68 |
| 2019 | 4391 | 33 | 0,75 | 0,53-1,05 |
| 2020 | 2497 | 7 | 0,28 | 0,12-0,55 |
| 2021 | 3921 | 14 | 0,36 | 0,21-0,60 |
| 2022 | 4544 | 15 | 0,33 | 0,20-0,54 |
| 2023 | 7412 | 12 | 0,16 | 0,09-0,43 |





| YIL | Ameliya t Sayısı | CAE Sayısı | Hız | %95 GA |
|------|------------------|------------|------|-----------|
| 2008 | 16331 | 368 | 2,25 | 2,04-2,49 |
| 2009 | 22164 | 520 | 2,35 | 2,15-2,55 |
| 2010 | 29905 | 726 | 2,42 | 2,26-2,61 |
| 2011 | 32234 | 723 | 2,24 | 2,09-2,41 |
| 2012 | 30171 | 648 | 2,15 | 1,97-2,93 |
| 2013 | 30894 | 658 | 2,13 | 1,97-2,30 |
| 2014 | 22033 | 516 | 2,34 | 2,15-2,55 |
| 2015 | 25920 | 629 | 2,43 | 2,25-2,62 |
| 2016 | 25320 | 541 | 2,14 | 1,97-2,32 |
| 2017 | 27136 | 508 | 1,87 | 1,72-2,04 |
| 2018 | 27682 | 592 | 2,14 | 1,98-2,32 |
| 2019 | 29987 | 676 | 2,25 | 2,09-2,43 |
| 2020 | 22867 | 380 | 1,66 | 1,50-1,84 |
| 2021 | 29070 | 513 | 1,76 | 1,62-1,92 |
| 2022 | 33872 | 787 | 2,32 | 2,17-2,49 |
| 2023 | 32649 | 889 | 2,72 | 2,55-2,91 |


Koroner Arter Bypass Cerrahisi (göğüs ve bacak insizyonu)





| YIL | Ameliyat Sayısı | CAE Sayısı | Hız | %95 GA |
|------|-----------------|------------|-------------|------------------|
| 2008 | 4800 | 154 | 3,21 | 2,75-3,74 |
| 2009 | 5983 | 177 | 2,96 | 2,56-3,42 |
| 2010 | 6292 | 145 | 2,3 | 1,96-2,70 |
| 2011 | 6763 | 163 | 2,41 | 2,07-2,80 |
| 2012 | 7573 | 243 | 3,21 | 2,83-3,63 |
| 2013 | 6944 | 218 | 3,14 | 2,75-3,58 |
| 2014 | 6973 | 185 | 2,65 | 2,30-3,06 |
| 2015 | 7667 | 195 | 2,54 | 2,21-2,92 |
| 2016 | 8105 | 168 | 2,07 | 1,78-2,41 |
| 2017 | 8591 | 210 | 2,44 | 2,13-2,78 |
| 2018 | 8523 | 258 | 3,03 | 2,67-3,41 |
| 2019 | 7348 | 220 | 2,99 | 2,63-3,41 |
| 2020 | 6061 | 131 | 2,16 | 1,81-2,56 |
| 2021 | 7776 | 164 | 2,11 | 1,81-2,45 |
| 2022 | 8224 | 223 | 2,71 | 2,38-3,08 |
| 2023 | 9788 | 319 | 3,26 | 2,92-3,63 |

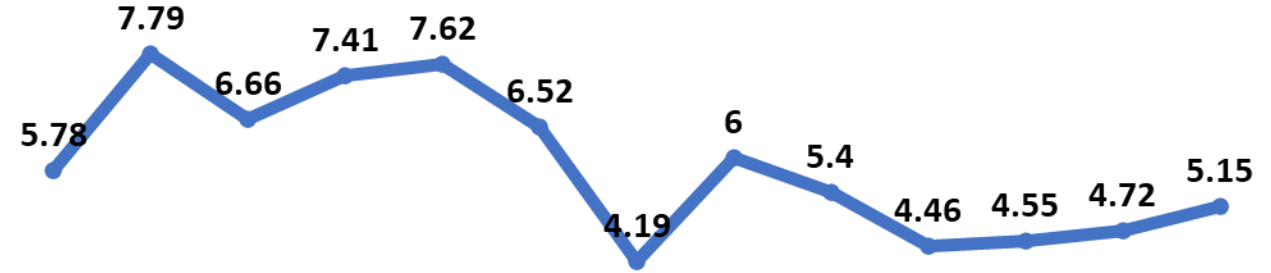
Kraniyotomi





| YIL | Ameliyat Sayısı | CAE Sayısı | Hız | %95 GA |
|------|-----------------|------------|------|-----------|
| 2011 | 1435 | 83 | 5,78 | 4,69-7,11 |
| 2012 | 1515 | 118 | 7,79 | 6,54-9,25 |
| 2013 | 1427 | 95 | 6,66 | 5,48-8,07 |
| 2014 | 1646 | 122 | 7,41 | 6,24-8,78 |
| 2015 | 1863 | 142 | 7,62 | 6,50-8,92 |
| 2016 | 1826 | 119 | 6,52 | 5,47-7,74 |
| 2017 | 1741 | 73 | 4,19 | 3,32-5,21 |
| 2018 | 1949 | 117 | 6,00 | 4,99-7,17 |
| 2019 | 1649 | 89 | 5,40 | 4,41-6,59 |
| 2020 | 1568 | 70 | 4,46 | 3,51-5,61 |
| 2021 | 1910 | 87 | 4,55 | 3,71-5,59 |
| 2022 | 2180 | 103 | 4,72 | 3,91-5,70 |
| 2023 | 2117 | 109 | 5,15 | 4,30-6,17 |


Ventriküler Şant





| YIL | Ameliyat Sayısı | CAE Sayısı | Hız | %95 GA |
|------|-----------------|------------|------|-----------|
| 2008 | 36235 | 114 | 0,31 | 0,26-0,38 |
| 2009 | 53929 | 138 | 0,26 | 0,22-0,30 |
| 2010 | 49516 | 147 | 0,3 | 0,25-0,35 |
| 2011 | 42370 | 98 | 0,23 | 0,19-0,28 |
| 2012 | 40069 | 84 | 0,21 | 0,17-0,26 |
| 2013 | 47385 | 99 | 0,21 | 0,17-0,25 |
| 2014 | 42340 | 77 | 0,18 | 0,15-0,23 |
| 2015 | 42734 | 107 | 0,25 | 0,21-0,30 |
| 2016 | 42653 | 82 | 0,19 | 0,15-0,24 |
| 2017 | 41152 | 69 | 0,17 | 0,13-0,21 |
| 2018 | 45359 | 71 | 0,16 | 0,12-0,20 |
| 2019 | 46413 | 78 | 0,17 | 0,13-0,21 |
| 2020 | 22088 | 34 | 0,15 | 0,11-0,21 |
| 2021 | 37230 | 42 | 0,11 | 0,08-0,15 |
| 2022 | 50931 | 66 | 0,13 | 0,10-0,16 |
| 2023 | 50812 | 60 | 0,12 | 0,09-0,15 |

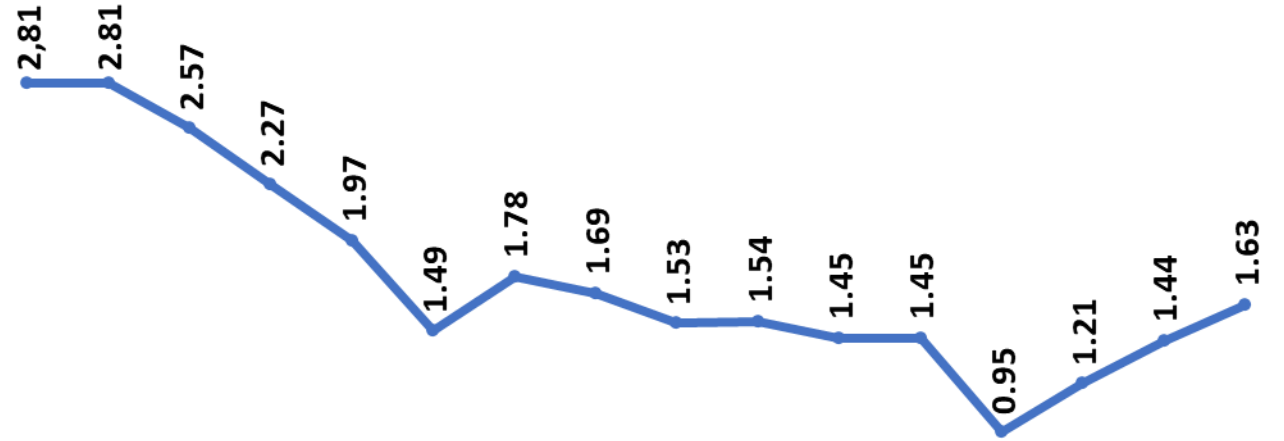
Herni Onarımı





| YIL | Ameliyat | CAE | Hız | %95 GA |
|------|----------|--------|------|-----------|
| | Sayısı | Sayısı | | |
| 2008 | 8327 | 234 | 2,81 | 2,48-3,19 |
| 2009 | 13425 | 377 | 2,81 | 2,52-3,10 |
| 2010 | 15552 | 400 | 2,57 | 2,33-2,83 |
| 2011 | 15084 | 343 | 2,27 | 2,05-2,52 |
| 2012 | 16708 | 329 | 1,97 | 1,77-2,20 |
| 2013 | 17281 | 258 | 1,49 | 1,32-1,68 |
| 2014 | 15502 | 276 | 1,78 | 1,58-2,01 |
| 2015 | 21402 | 361 | 1,69 | 1,52-1,87 |
| 2016 | 22168 | 339 | 1,53 | 1,38-1,70 |
| 2017 | 25725 | 395 | 1,54 | 1,39-1,69 |
| 2018 | 29505 | 429 | 1,45 | 1,32-1,60 |
| 2019 | 28162 | 407 | 1,45 | 1,31-1,59 |
| 2020 | 22343 | 212 | 0,95 | 0,83-1,08 |
| 2021 | 27298 | 331 | 1,21 | 1,09-1,35 |
| 2022 | 34240 | 493 | 1,44 | 1,32-1,57 |
| 2023 | 35494 | 580 | 1,63 | 1,51-1,77 |


Kalça Protezi





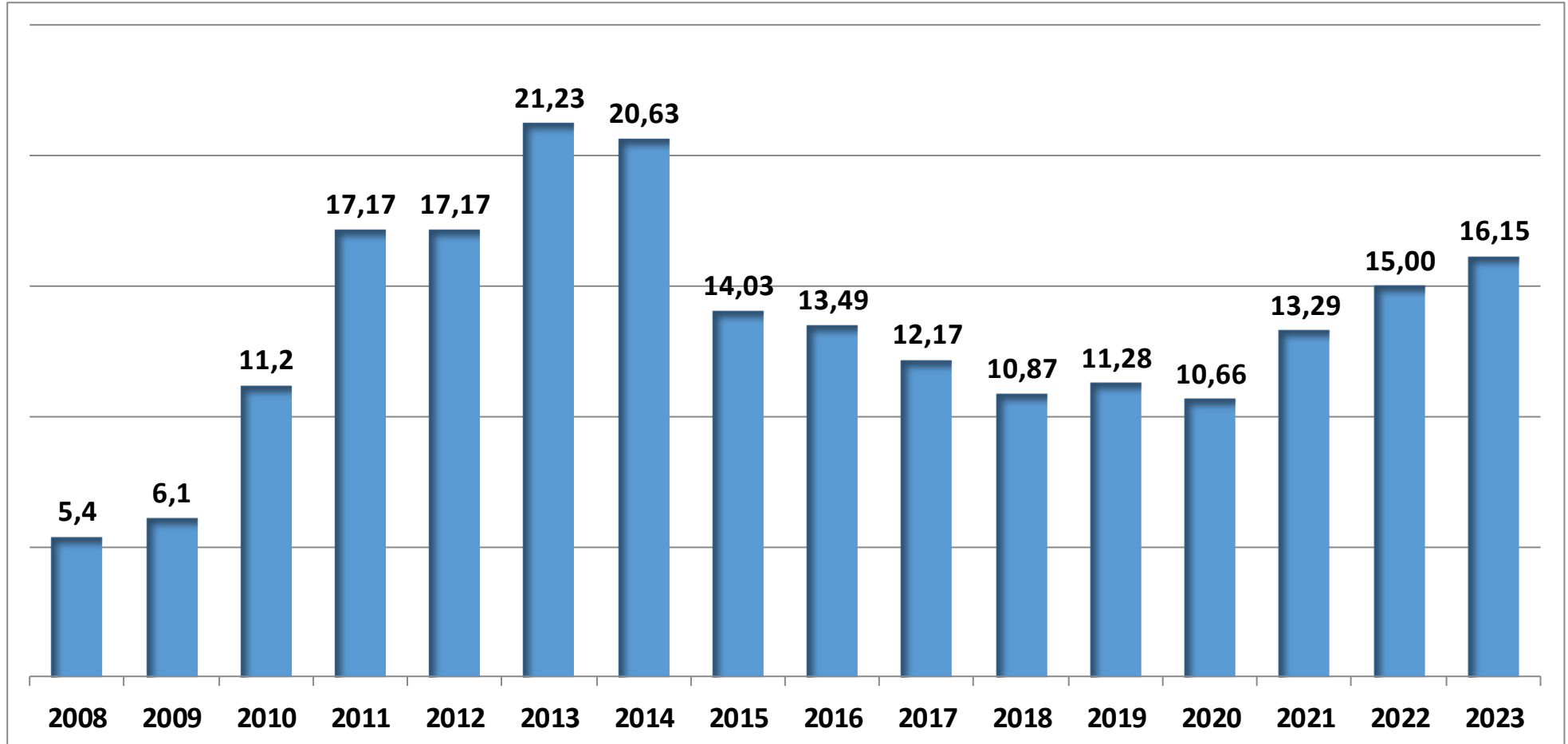
| YIL | Ameliyat CAE | | Hız | %95 GA |
|------|--------------|--------|------|-----------|
| | Sayısı | Sayısı | | |
| 2008 | 10166 | 230 | 2,26 | 1,99-2,57 |
| 2009 | 17454 | 323 | 1,85 | 1,66-2,06 |
| 2010 | 22006 | 362 | 1,65 | 1,48-1,82 |
| 2011 | 28844 | 337 | 1,17 | 1,05-1,30 |
| 2012 | 33266 | 346 | 1,04 | 0,94-1,15 |
| 2013 | 37366 | 287 | 0,77 | 0,68-0,86 |
| 2014 | 38436 | 297 | 0,77 | 0,69-0,86 |
| 2015 | 46434 | 331 | 0,71 | 0,64-0,79 |
| 2016 | 54670 | 309 | 0,57 | 0,51-0,63 |
| 2017 | 66409 | 346 | 0,52 | 0,47-0,59 |
| 2018 | 78576 | 410 | 0,52 | 0,47-0,57 |
| 2019 | 78388 | 354 | 0,45 | 0,41-0,50 |
| 2020 | 39564 | 132 | 0,33 | 0,28-0,39 |
| 2021 | 59644 | 198 | 0,33 | 0,29-0,38 |
| 2022 | 81109 | 352 | 0,43 | 0,39-0,48 |
| 2023 | 79662 | 394 | 0,49 | 0,45-0,55 |

Diz Protezi





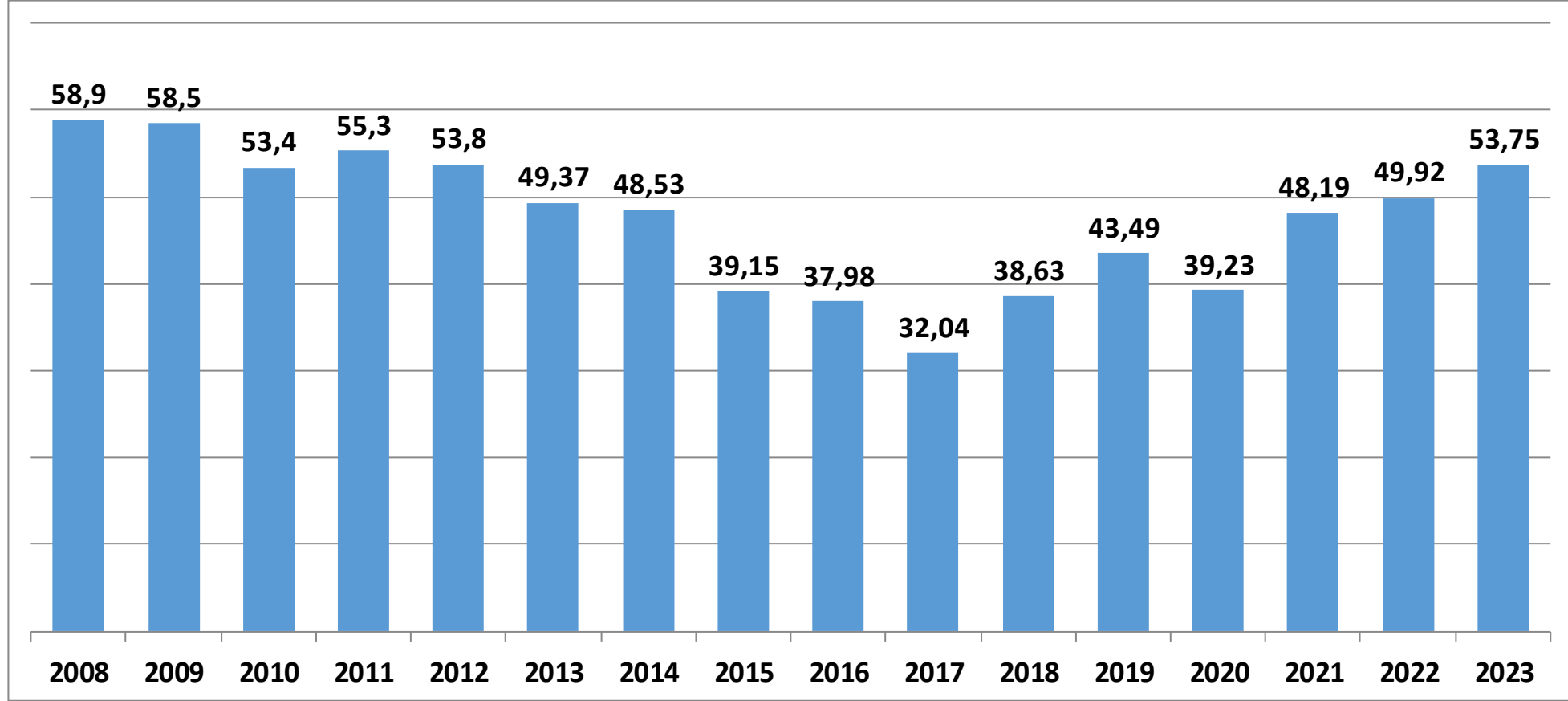
Vankomisine Dirençli Enterokok (VRE)



Dirençli izolatlar / Test edilen izolat sayısı X 100



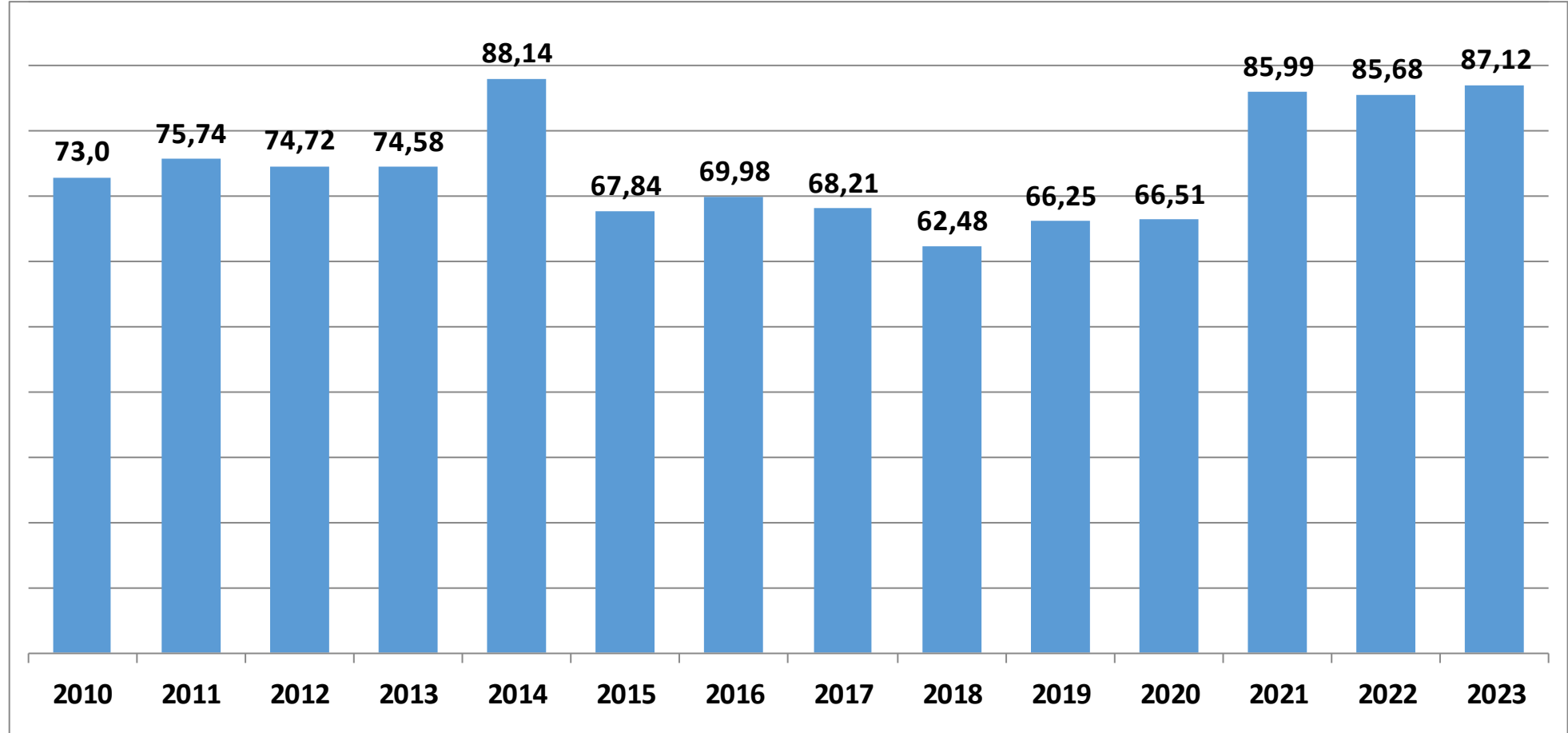
Metisiline Dirençli *Staphylococcus aureus* (MRSA)



Dirençli izolatlar / Test edilen izolat sayısı X 100



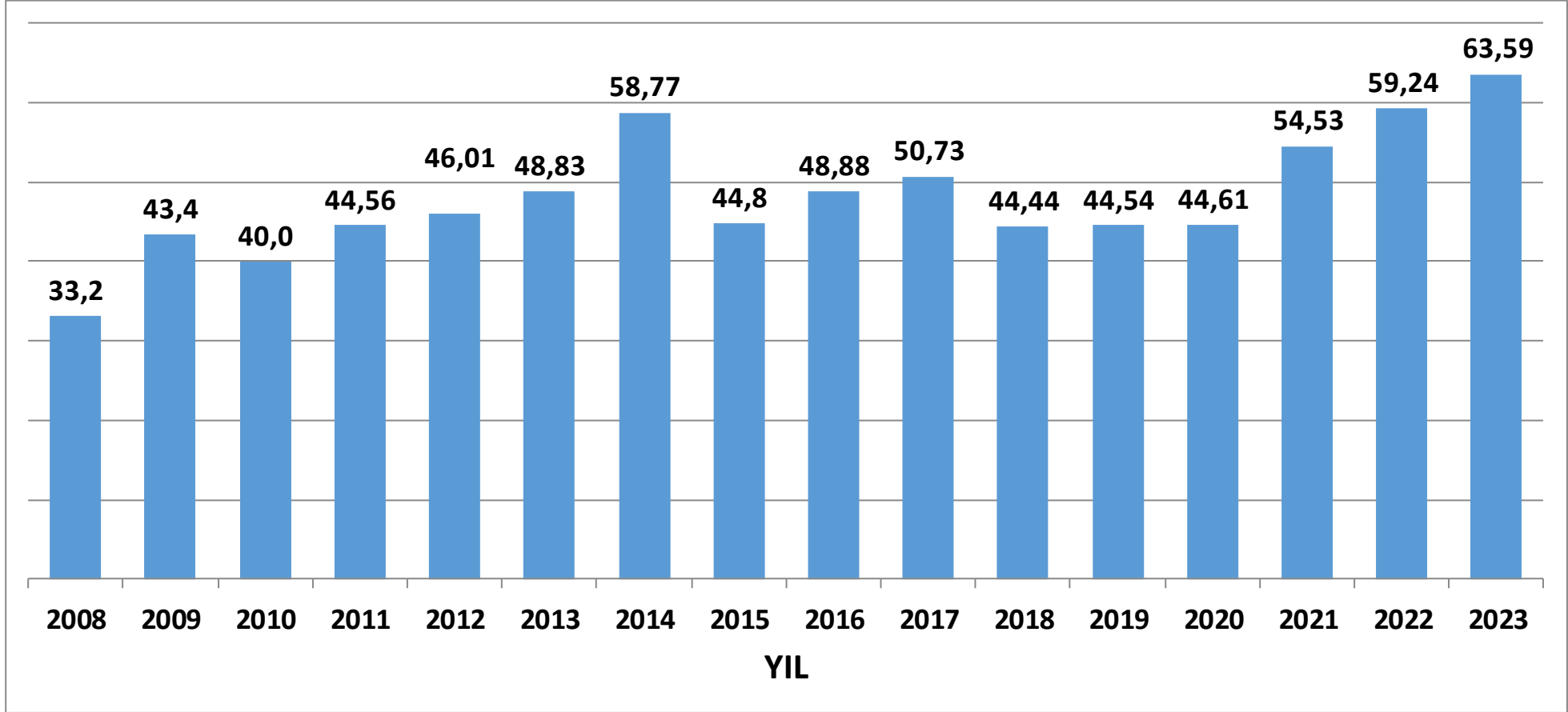
Metisiline Dirençli Koagülaz Negatif Stafilokoklar (MRKNS)



Dirençli izolatlar / Test edilen izolat sayısı X 100



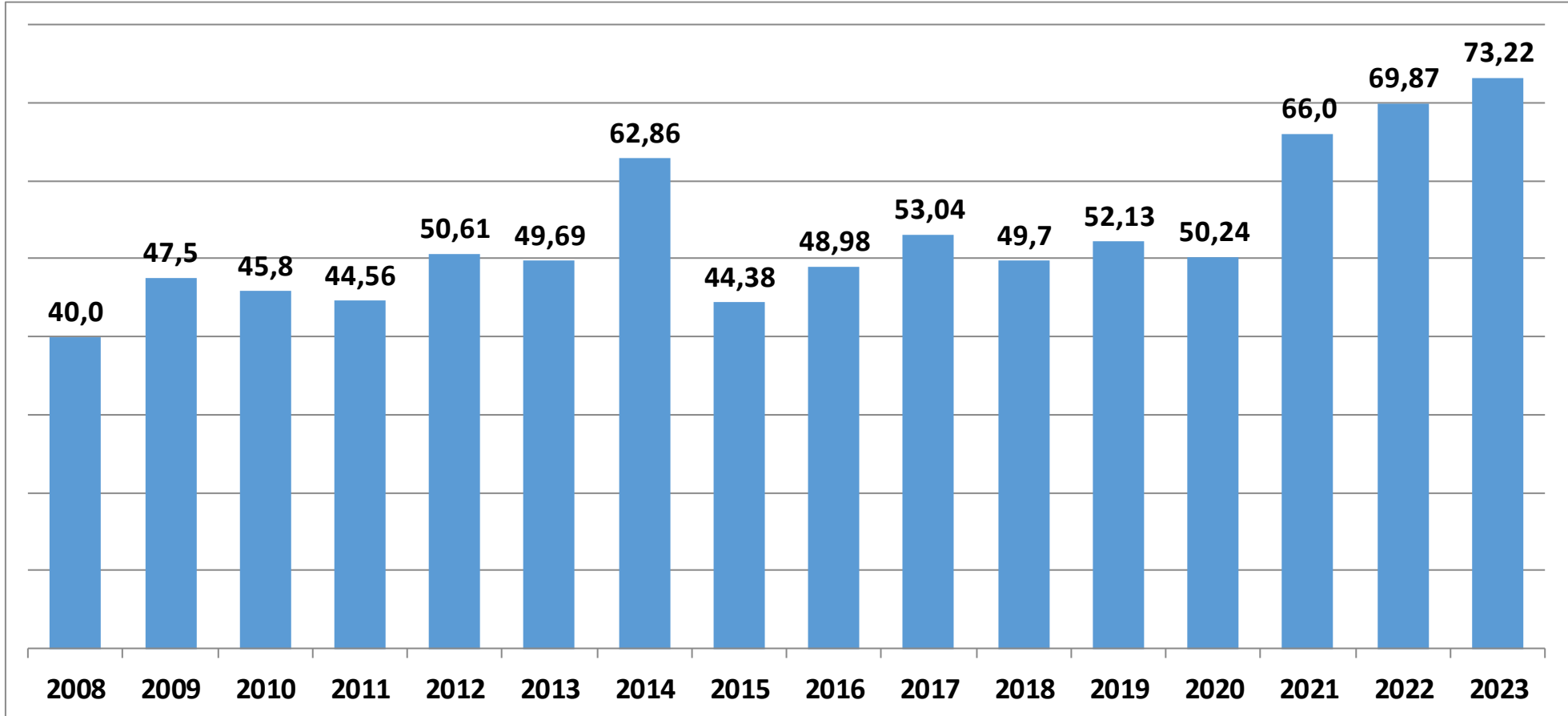
E. coli Suşlarında Extended Spectrum Beta Lactamase (ESBL)



Dirençli izolatlar / Test edilen izolat sayısı X 100



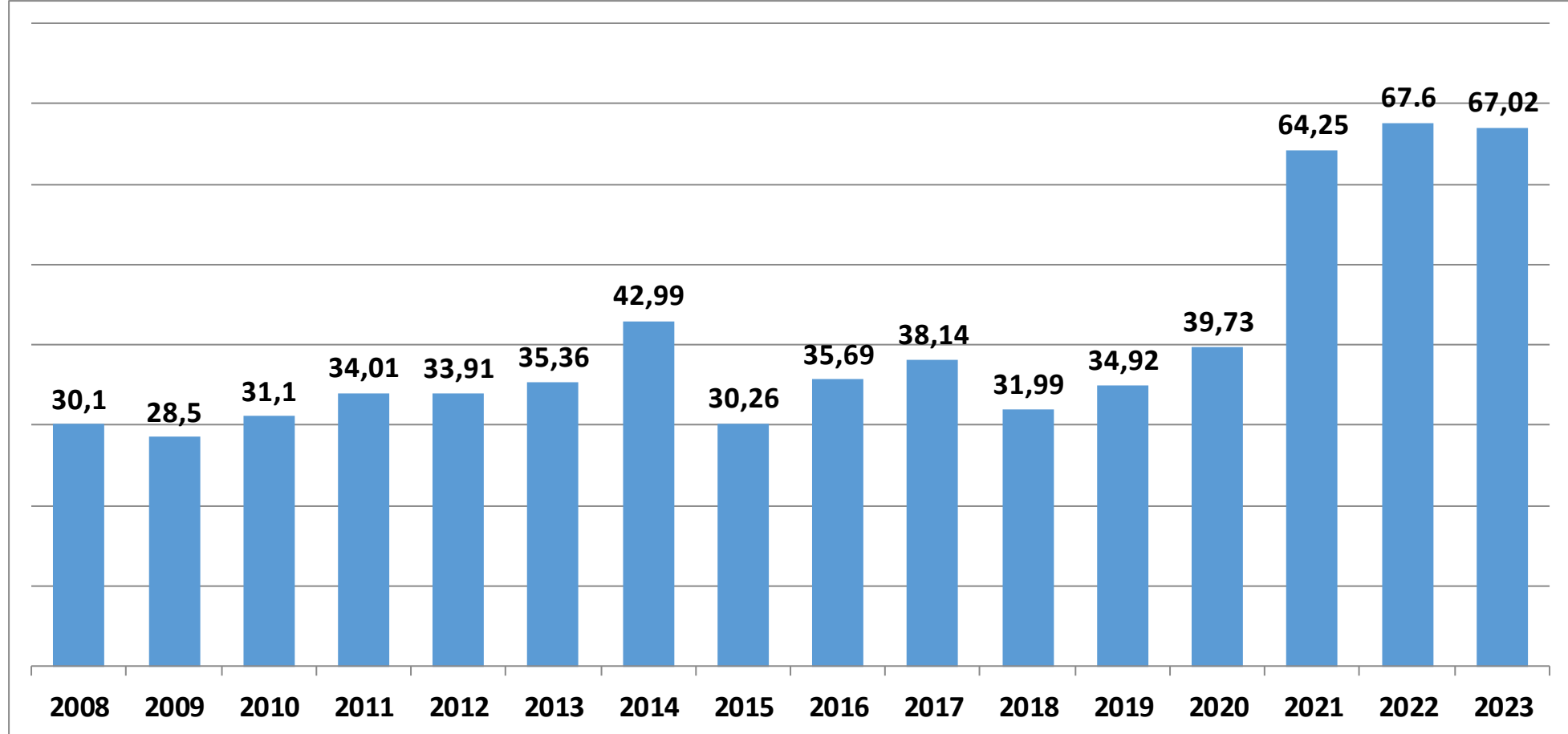
Klebsiella pneumoniae Suşlarında ESBL



Dirençli izolatlar / Test edilen izolat sayısı X 100



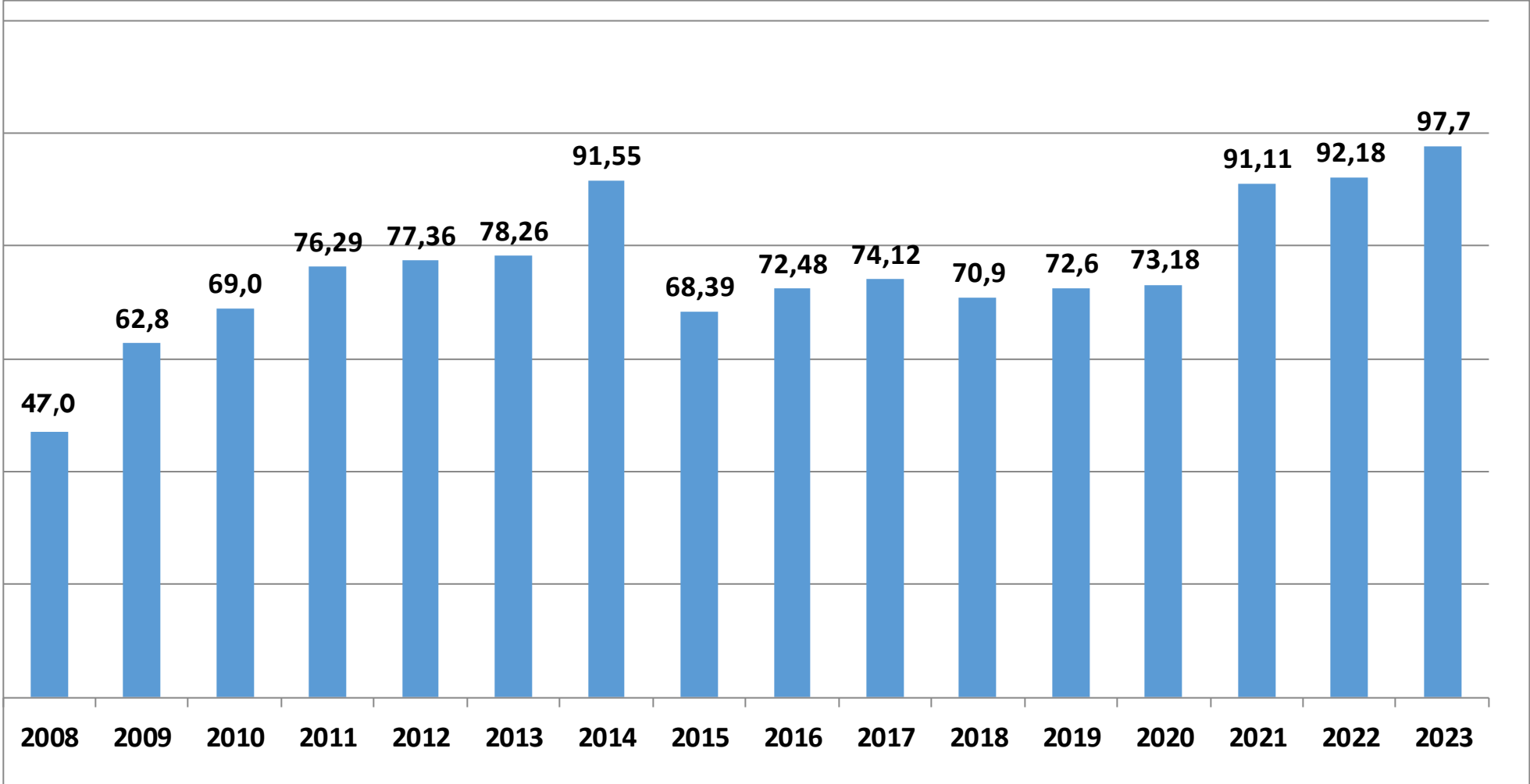
Karbapenem Dirençli *Pseudomonas aeruginosa*



Dirençli izolatlar / Test edilen izolat sayısı X 100



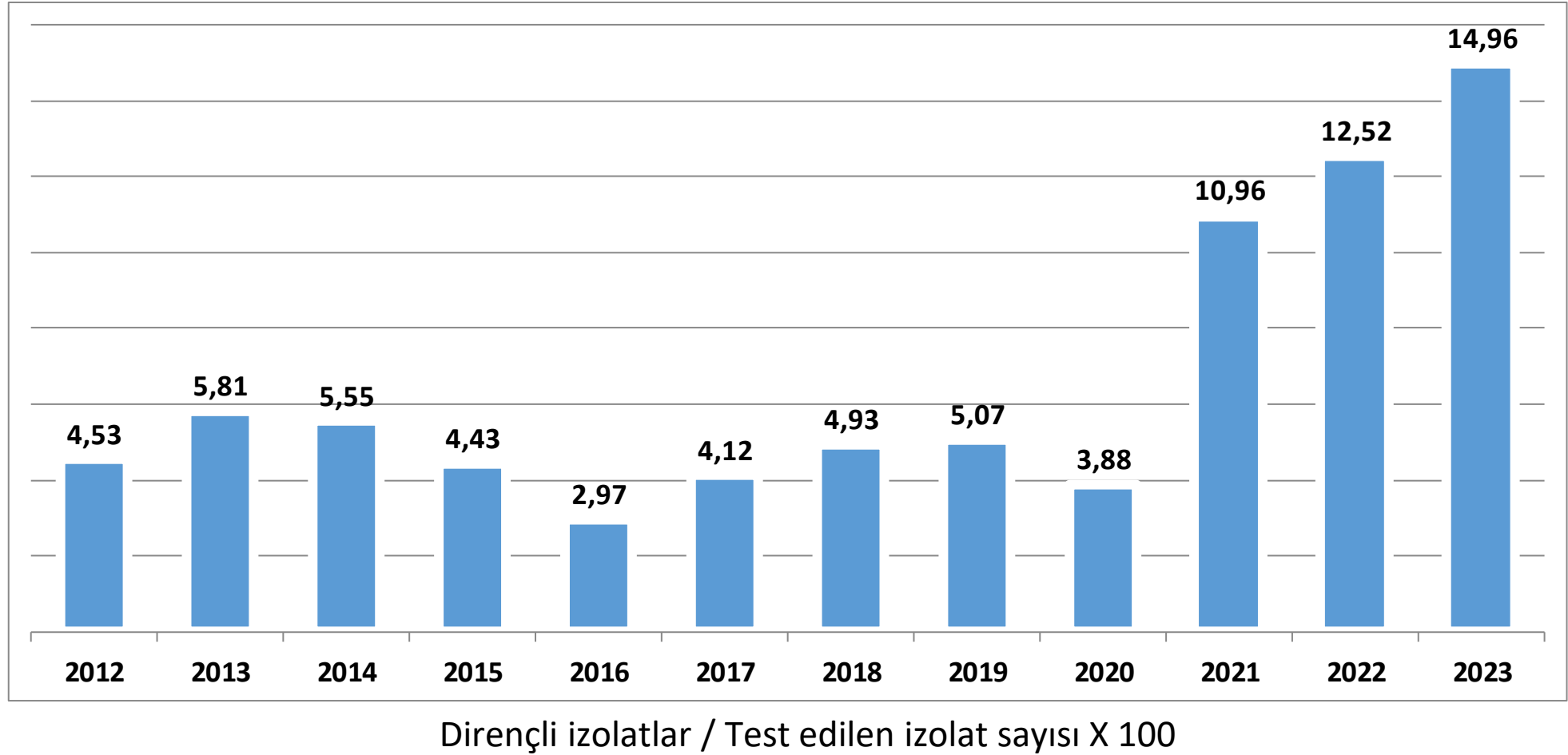
Karbapenem Dirençli *Acinetobacter baumannii*



Dirençli izolatlar / Test edilen izolat sayısı X 100

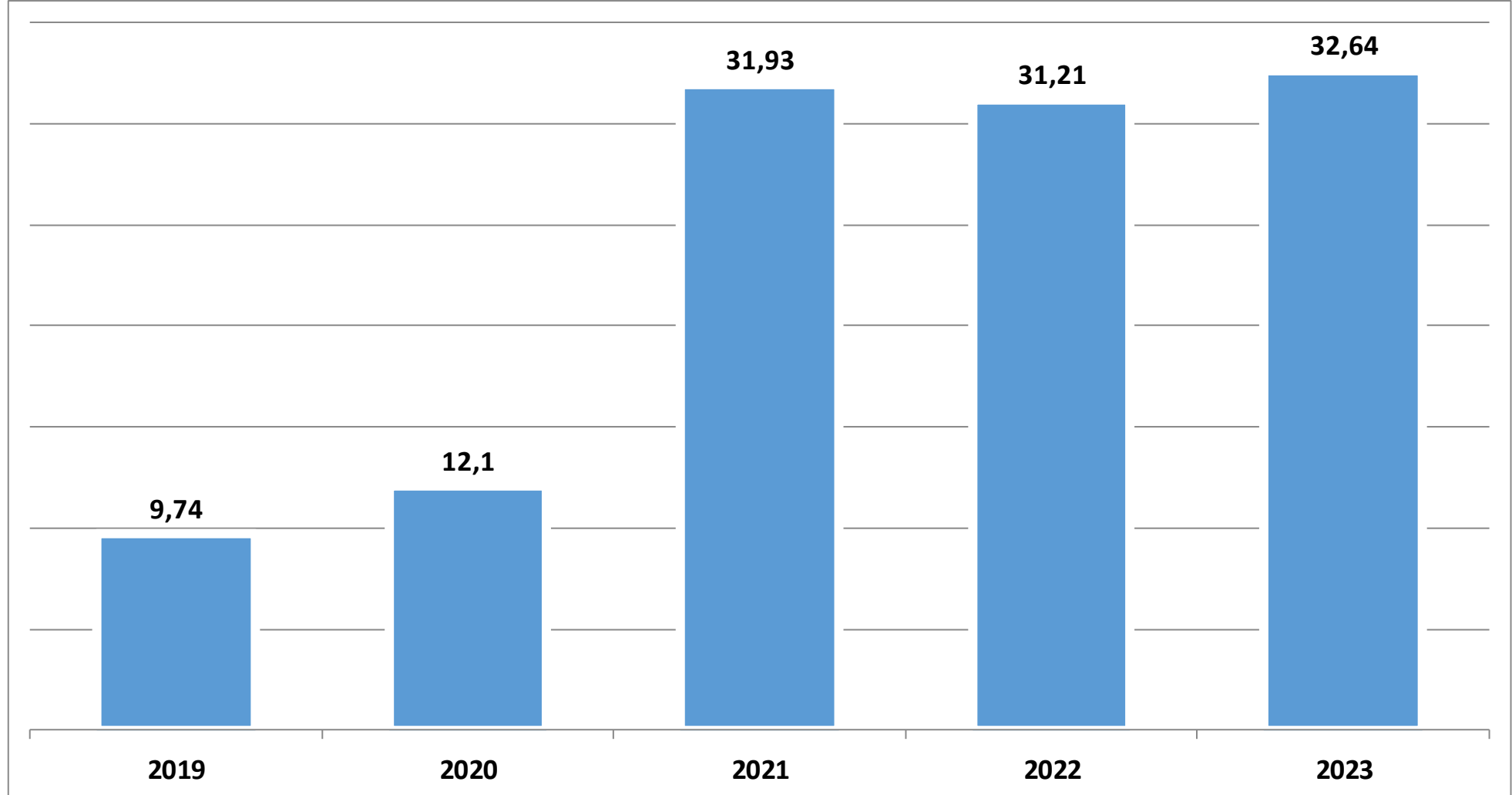


Kolistin Dirençli *Acinetobacter baumannii*





Kolistin Dirençli *Klebsiella pneumoniae*



Dirençli izolatlar / Test edilen izolat sayısı X 100



T.C. SAĞLIK BAKANLIĞI
HALK SAĞLIĞI GENEL MÜDÜRLÜĞÜ
Bulaşıcı Hastalıklar ve Erken Uyarı
Dairesi Başkanlığı

